

BRANDS HATCH

A1GP WORLD CUP OF MOTORSPORT

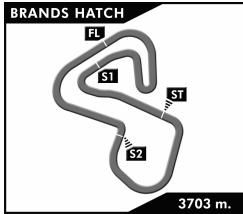
Feature Race

Analysis



P Crossing the finish line in pit lane

AUS - AUSTRALIA								FRA - FRANCE							
Lap	Sector 1	Sector 2	Sector 3	Top Spd	Lap Time	P. Time	Hour	Lap	Sector 1	Sector 2	Sector 3	Top Spd	Lap Time	P. Time	Hour
1	32.497	43.745	28.873	169.4	1:45.115		15:07	1	32.854	44.309	29.288	171.3	1:46.451		15:07
2	40.866	53.014	28.447	212.4	2:02.327		15:09	2	40.517	53.447	28.559	168.7	2:02.523		15:09
3	41.979	50.290	26.270	191.6	1:58.539		15:11	3	41.511	50.304	26.457	195.7	1:58.272		15:11
4	39.141	49.362	22.224	146.0	1:50.727		15:13	4	38.776	49.196	21.867	156.0	1:49.839		15:13
5	25.329	33.851	18.170	262.7	1:17.350		15:14	5	25.450	33.963	18.054	263.3	1:17.467		15:14
6	24.929	33.496	17.993	262.7	1:16.418		15:16	6	24.967	45.894	18.151	265.2	1:29.012		15:16
7	24.314	33.322	17.966	263.3	1:15.602		15:17	7	24.120	33.296	17.760	263.9	1:15.176		15:17
8	24.253	33.659	17.949	261.4	1:15.861		15:18	8	24.214	33.493	17.802	260.8	1:15.509		15:18
9	24.347	33.409	17.965	260.8	1:15.721		15:20	9	24.116	34.170	18.660	263.9	1:16.946		15:20
10	24.048	33.065	17.997	262.1	1:15.110		15:21	10	24.131	33.349	46.206	262.7	1:43.686P	28.503	15:21
11	24.110	32.985	17.819	262.1	1:14.914		15:22	11	28.108	32.858	17.665	263.9	1:18.631		15:23
12	24.092	33.160	17.892	260.8	1:15.144		15:23	12	24.112	32.752	17.754	266.5	1:14.618		15:24
13	24.143	32.764	44.975	267.8	1:41.882P	26.972	15:25	13	24.284	32.896	17.735	265.9	1:14.915		15:25
14	28.711	33.135	17.771	262.7	1:19.617		15:26	14	24.242	32.976	17.782	265.9	1:15.000		15:27
15	24.688	33.197	17.947	262.7	1:15.832		15:28	15	24.454	33.045	17.862	261.4	1:15.361		15:28
16	24.946	33.140	17.863	265.9	1:15.949		15:29	16	24.322	32.994	17.856	266.5	1:15.172		15:29
17	24.054	33.440	17.981	262.1	1:15.475		15:30	17	24.626	33.396	17.832	263.3	1:15.854		15:30
18	24.054	32.869	18.122	262.7	1:15.045		15:31	18	24.341	33.208	17.720	263.9	1:15.269		15:32
19	24.088	32.937	17.876	263.3	1:14.901		15:33	19	24.451	33.286	17.954	264.6	1:15.691		15:33
20	24.046	32.839	17.732	262.7	1:14.617		15:34	20	24.883	33.324	17.824	264.6	1:16.031		15:34
21	24.054	32.930	17.847	262.7	1:14.831		15:35	21	24.452	33.462	18.060	265.2	1:15.974		15:35
22	24.293	33.035	17.891	262.1	1:15.219		15:36	22	24.903	33.290	17.827	265.2	1:16.020		15:37
23	24.097	32.894	17.738	261.4	1:14.729		15:38	23	24.707	33.440	17.952	266.5	1:16.099		15:38
24	24.093	32.899	17.974	263.9	1:14.966		15:39	24	24.541	33.535	17.842	269.1	1:15.918		15:39
25	24.408	32.587	17.774	262.7	1:14.769		15:40	25	24.610	33.264	17.864	267.2	1:15.738		15:40
26	24.150	32.903	17.748	261.4	1:14.801		15:41	26	24.693	33.052	17.967	267.2	1:15.712		15:42
27	24.267	33.266	17.821	261.4	1:15.354		15:43	27	24.865	33.465	17.962	266.5	1:16.292		15:43
28	24.386	32.729	17.815	262.1	1:14.930		15:44	28	24.826	33.371	17.969	265.9	1:16.166		15:44
29	24.349	32.822	17.814	260.8	1:14.985		15:45	29	24.791	33.600	18.212	265.2	1:16.603		15:45
30	24.259	32.904	17.937	261.4	1:15.100		15:46	30	24.135	32.611	17.488	264.6	1:14.234		15:47
31	24.267	32.668	17.690	262.7	1:14.625		15:48	31	24.174	32.485	17.587	270.4	1:14.246		15:48
32	24.218	33.203	45.487	262.7	1:42.908P	27.393	15:49	32	24.082	32.604	17.706	269.8	1:14.392		15:49
33	28.213	32.306	17.433	262.7	1:17.952		15:51	33	24.135	32.719	45.938	265.2	1:42.792P	28.402	15:51
34	23.632	31.601	17.521	269.8	1:12.754		15:52	34	28.380	32.665	17.522	265.2	1:18.567		15:52
35	23.417	32.061	17.329	267.2	1:12.807		15:53	35	23.815	32.256	17.301	262.1	1:13.372		15:53
36	23.527	31.772	17.399	267.8	1:12.698		15:54	36	23.541	32.062	17.233	265.9	1:12.836		15:55
37	23.807	32.006	17.446	262.7	1:13.259		15:55	37	23.816	32.247	17.379	263.3	1:13.442		15:56
38	23.654	32.122	17.374	263.3	1:13.150		15:57	38	23.781	32.308	17.375	264.6	1:13.464		15:57
39	23.821	32.116	17.316	263.3	1:13.253		15:58	39	23.859	32.462	17.447	265.2	1:13.768		15:58
40	23.934	32.597	17.588	262.7	1:14.119		15:59	40	23.953	32.541	17.442	263.9	1:13.936		16:00
41	23.678	32.222	17.482	262.1	1:13.382		16:00	41	23.832	32.346	17.332	263.9	1:13.510		16:01
42	23.926	32.759	17.443	262.7	1:14.128		16:02	42	23.632	32.264	17.384	263.9	1:13.280		16:02
43	23.764	32.130	17.464	263.9	1:13.358		16:03	43	23.665	32.478	17.388	263.3	1:13.531		16:03
44	23.942	32.455	17.665	264.6	1:14.062		16:04	44	23.740	32.386	17.436	263.3	1:13.562		16:04
45	23.677	32.494	17.561	264.6	1:13.732		16:05	45	23.659	32.859	17.385	263.9	1:13.903		16:06
46	23.962	32.491	17.583	266.5	1:14.036		16:07	46	23.626	32.481	17.382	264.6	1:13.489		16:07
47	23.916	32.747	17.726	265.2	1:14.389		16:08	47	23.646	32.498	17.504	263.9	1:13.648		16:08
48	24.364	32.762	17.595	266.5	1:14.721		16:09	48	23.959	32.484	17.645	266.5	1:14.088		16:09
49	23.990	32.565	17.745	271.8	1:14.300		16:10	49	23.866	32.434	17.759	266.5	1:14.059		16:11



BRANDS HATCH

A1GP WORLD CUP OF MOTORSPORT

Feature Race

Analysis



P Crossing the finish line in pit lane

GBR - GREAT BRITAIN

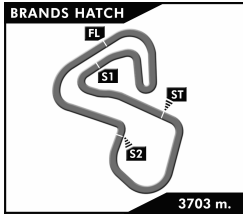
Lap	Sector 1	Sector 2	Sector 3	Top Spd	Lap Time	P. Time	Hour
1	33.022	44.861	29.181	163.6	1:47.064	15:07	
2	40.771	53.714	29.967	174.3	2:04.452	15:09	
3	40.348	49.891	26.063	156.9	1:56.302	15:11	
4	38.638	49.231	21.770	188.0	1:49.639	15:13	
5	25.547	33.852	18.099	262.7	1:17.498	15:14	
6	24.811	34.100	17.799	265.2	1:16.710	15:16	
7	24.221	33.144	17.780	263.9	1:15.145	15:17	
8	24.493	33.404	17.789	262.1	1:15.686	15:18	
9	24.281	33.362	17.998	261.4	1:15.641	15:20	
10	24.444	33.083	17.796	262.7	1:15.323	15:21	
11	24.405	32.951	50.034	265.2	1:47.390P	33.073	15:23
12	27.935	32.580	17.660	262.1	1:18.175	15:24	
13	23.780	32.261	17.552	262.1	1:13.593	15:25	
14	23.858	32.373	17.614	262.7	1:13.845	15:26	
15	23.774	32.459	17.617	264.6	1:13.850	15:28	
16	24.210	32.437	17.603	265.2	1:14.250	15:29	
17	24.016	32.462	17.543	264.6	1:14.021	15:30	
18	24.087	32.436	17.590	263.3	1:14.113	15:31	
19	23.876	32.530	17.639	264.6	1:14.045	15:33	
20	24.146	32.500	17.594	265.2	1:14.240	15:34	
21	24.227	32.758	17.673	264.6	1:14.658	15:35	
22	24.063	32.572	17.586	262.7	1:14.221	15:36	
23	24.055	32.642	17.755	269.8	1:14.452	15:37	
24	24.405	32.673	17.694	265.9	1:14.772	15:39	
25	24.318	32.940	17.685	262.1	1:14.943	15:40	
26	24.157	32.497	17.649	264.6	1:14.303	15:41	
27	24.440	32.679	17.714	264.6	1:14.833	15:42	
28	24.254	32.711	17.483	263.3	1:14.448	15:44	
29	24.319	32.455	17.675	266.5	1:14.449	15:45	
30	24.012	32.518	46.369	267.8	1:42.899P	29.432	15:47
31	27.362	32.343	17.480	263.9	1:17.185	15:48	
32	23.547	32.372	17.518	264.6	1:13.437	15:49	
33	23.568	32.229	17.479	265.2	1:13.276	15:50	
34	23.477	32.245	17.406	263.9	1:13.128	15:52	
35	23.558	32.112	17.374	264.6	1:13.044	15:53	
36	23.839	32.640	17.517	263.9	1:13.996	15:54	
37	23.972	32.280	17.537	265.2	1:13.789	15:55	
38	24.071	32.628	17.517	265.9	1:14.216	15:57	
39	24.181	32.552	17.584	265.9	1:14.317	15:58	
40	24.041	32.511	17.493	265.9	1:14.045	15:59	
41	24.133	32.402	17.448	264.6	1:13.983	16:00	
42	24.004	32.409	17.651	265.2	1:14.064	16:01	
43	24.070	32.678	17.711	260.2	1:14.459	16:03	
44	23.987	32.686	17.610	261.4	1:14.283	16:04	
45	24.098	36.877	17.895	264.6	1:18.870	16:05	
46	23.875	32.630	17.500	260.2	1:14.005	16:06	
47	23.828	32.875	17.662	259.6	1:14.365	16:08	
48	24.018	32.951	17.588	260.8	1:14.557	16:09	
49	23.995	32.573	17.832	264.6	1:14.400	16:10	

GER - GERMANY

Lap	Sector 1	Sector 2	Sector 3	Top Spd	Lap Time	P. Time	Hour
1	35.282	45.780	30.566	163.6	1:51.628	15:07	
2	40.826	52.491	30.146	178.2	2:03.463	15:09	
3	40.472	48.878	26.087	200.7	1:55.437	15:11	
4	39.068	47.963	20.644	170.2	1:47.675	15:13	
5	25.971	34.418	18.366	248.4	1:18.755	15:15	
6	24.593	34.069	18.081	262.7	1:16.743	15:16	
7	24.704	33.652	18.057	262.1	1:16.413	15:17	
8	24.672	33.703	17.999	260.2	1:16.374	15:18	
9	24.546	33.603	17.986	261.4	1:16.135	15:20	
10	24.623	33.286	49.964	262.1	1:47.873P	32.342	15:21
11	27.889	33.050	17.805	260.8	1:18.744	15:23	
12	24.098	32.725	17.771	262.1	1:14.594	15:24	
13	24.181	32.730	17.771	262.7	1:14.682	15:25	
14	24.379	33.203	17.975	265.9	1:15.557	15:26	
15	24.496	33.147	17.822	262.1	1:15.465	15:28	
16	24.465	33.155	17.941	262.7	1:15.561	15:29	
17	24.606	33.286	18.041	262.7	1:15.933	15:30	
18	24.989	33.747	18.066	258.4	1:16.802	15:32	
19	24.634	33.292	17.947	257.1	1:15.873	15:33	
20	24.540	33.303	18.116	259.0	1:15.959	15:34	
21	24.469	33.338	18.041	257.7	1:15.848	15:35	
22	24.468	33.254	18.008	257.7	1:15.730	15:37	
23	24.387	33.223	17.992	259.0	1:15.602	15:38	
24	24.559	33.271	18.008	258.4	1:15.838	15:39	
25	24.582	33.102	17.988	259.6	1:15.672	15:40	
26	24.585	33.279	18.368	260.2	1:16.232	15:42	

INA - INDONESIA

Lap	Sector 1	Sector 2	Sector 3	Top Spd	Lap Time	P. Time	Hour
1	36.109	47.165	30.579	164.4	1:53.853	15:07	
2	42.130	51.616	30.066	140.8	2:03.812	15:10	
3	40.748	48.916	26.326	171.8	1:55.990	15:11	
4	38.554	46.980	20.462	194.7	1:45.996	15:13	
5	25.712	34.800	18.417	265.2	1:18.929	15:15	
6	24.952	34.309	18.243	265.9	1:17.504	15:16	
7	24.719	33.765	18.173	266.5	1:16.657	15:17	
8	24.828	33.679	18.218	265.2	1:16.725	15:18	
9	24.723	33.774	18.546	264.6	1:17.043	15:20	
10	24.433	33.143	48.632	263.3	1:46.208P	30.538	15:21
11	28.960	33.035	17.848	264.6	1:19.843	15:23	
12	24.328	32.726	17.850	264.6	1:14.904	15:24	
13	24.403	32.804	17.715	264.6	1:14.922	15:25	
14	24.355	32.944	17.870	265.2	1:15.169	15:27	
15	24.425	32.875	17.833	265.9	1:15.133	15:28	
16	24.454	32.966	17.936	265.2	1:15.356	15:29	
17	24.465	33.045	17.889	263.9	1:15.399	15:30	
18	24.698	32.970	17.943	265.9	1:15.611	15:32	
19	24.680	33.223	17.952	272.5	1:15.855	15:33	



BRANDS HATCH

A1GP WORLD CUP OF MOTORSPORT

Feature Race

Analysis



P Crossing the finish line in pit lane

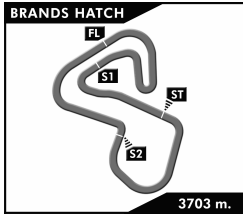
20	24.788	33.033	17.947	265.2	1:15.768	15:34	21	24.256	32.522	17.624	263.3	1:14.402	15:35
21	24.777	33.375	18.110	265.2	1:16.262	15:35	22	24.217	32.578	17.757	262.7	1:14.552	15:36
22	24.838	33.185	17.984	265.9	1:16.007	15:37	23	24.203	32.488	17.672	262.7	1:14.363	15:37
23	24.568	33.498	17.911	265.9	1:15.977	15:38	24	24.413	32.729	17.815	264.6	1:14.957	15:38
24	24.822	33.165	17.924	271.1	1:15.911	15:39	25	24.388	32.637	17.696	265.2	1:14.721	15:40
25	24.659	33.167	17.977	265.2	1:15.803	15:40	26	24.291	32.552	17.588	264.6	1:14.431	15:41
26	24.657	33.091	17.915	265.9	1:15.663	15:42	27	24.464	32.747	17.841	265.2	1:15.052	15:42
27	24.994	33.351	17.962	264.6	1:16.307	15:43	28	24.527	32.580	17.685	263.3	1:14.792	15:43
28	24.937	33.267	18.080	264.6	1:16.284	15:44	29	24.470	32.645	48.925	263.3	1:46.040P	31.328 15:45
29	24.692	33.638	47.981	264.6	1:46.311P	29.848 15:46	30	28.087	32.332	17.280	264.6	1:17.699	15:46
30	28.835	32.882	17.808	264.6	1:19.525	15:47	31	23.664	31.817	17.364	269.1	1:12.845	15:48
31	24.328	32.385	17.725	270.4	1:14.438	15:49	32	23.868	31.801	17.351	266.5	1:13.020	15:49
32	24.347	32.547	17.639	266.5	1:14.533	15:50	33	23.923	32.321	17.451	265.2	1:13.695	15:50
33	24.323	32.560	17.712	265.2	1:14.595	15:51	34	23.979	32.203	17.390	265.2	1:13.572	15:51
34	24.519	32.411	17.574	271.1	1:14.504	15:52	35	24.181	32.223	17.357	265.2	1:13.761	15:53
35	24.488	32.659	17.646	264.6	1:14.793	15:54	36	23.832	32.288	17.478	265.2	1:13.598	15:54
36	24.393	32.617	17.702	264.6	1:14.712	15:55	37	23.865	32.199	17.405	265.2	1:13.469	15:55
37	24.632	32.897	17.711	263.9	1:15.240	15:56	38	23.915	32.447	17.453	262.1	1:13.815	15:56
38	24.370	32.775	17.633	266.5	1:14.778	15:57	39	24.058	32.555	17.447	265.2	1:14.060	15:58
39	24.346	32.789	17.649	265.2	1:14.784	15:59	40	24.277	32.365	17.535	265.2	1:14.177	15:59
40	25.073	32.690	17.717	265.2	1:15.480	16:00	41	23.896	32.270	17.451	263.9	1:13.617	16:00
41	24.453	32.703	17.792	265.2	1:14.948	16:01	42	23.769	31.947	17.421	263.3	1:13.137	16:01
42	24.504	32.509	17.736	265.2	1:14.749	16:02	43	23.607	32.238	17.524	265.2	1:13.369	16:02
43	24.318	32.567	17.733	266.5	1:14.618	16:04	44	23.733	32.153	17.569	264.6	1:13.455	16:04
44	24.484	32.874	17.814	265.9	1:15.172	16:05	45	23.778	32.329	17.428	265.2	1:13.535	16:05
45	24.572	33.006	17.940	271.1	1:15.518	16:06	46	24.061	32.327	17.550	265.2	1:13.938	16:06
46	24.819	32.999	18.537	266.5	1:16.355	16:07	47	24.035	32.197	17.640	264.6	1:13.872	16:07
47	24.444	32.803	17.919	265.2	1:15.166	16:09	48	23.899	32.551	17.815	263.3	1:14.265	16:09
48	25.678	33.613	17.851	266.5	1:17.142	16:10	49	24.401	32.818	17.822	265.2	1:15.041	16:10

IRL - IRELAND

Lap	Sector 1	Sector 2	Sector 3	Top Spd	Lap Time	P. Time	Hour
1	29.733	41.031	27.428	206.8	1:38.192	15:07	
2	42.156	53.067	28.861	148.6	2:04.084	15:09	
3	41.161	50.533	26.759	157.5	1:58.453	15:11	
4	38.600	49.577	25.614	218.3	1:53.791	15:13	
5	24.379	32.851	17.694	259.6	1:14.924	15:14	
6	23.940	32.640	17.695	260.8	1:14.275	15:16	
7	24.053	32.812	17.659	262.1	1:14.524	15:17	
8	24.095	33.137	17.636	260.2	1:14.868	15:18	
9	24.067	33.227	44.432	259.6	1:41.726P	26.936 15:20	
10	27.890	32.647	17.660	261.4	1:18.197	15:21	
11	23.907	32.503	17.599	261.4	1:14.009	15:22	
12	23.922	32.570	17.605	260.8	1:14.097	15:24	
13	23.978	32.376	17.702	263.9	1:14.056	15:25	
14	24.066	32.385	17.444	262.1	1:13.895	15:26	
15	23.908	32.387	17.530	262.1	1:13.825	15:27	
16	23.951	32.495	17.511	263.3	1:13.957	15:29	
17	23.993	32.592	17.472	263.3	1:14.057	15:30	
18	24.154	32.495	17.627	263.3	1:14.276	15:31	
19	23.993	32.628	17.574	264.6	1:14.195	15:32	
20	24.165	32.535	17.619	262.1	1:14.319	15:33	

ITA - ITALY

Lap	Sector 1	Sector 2	Sector 3	Top Spd	Lap Time	P. Time	Hour
1	33.804	45.362	29.231	143.0	1:48.397	15:07	
2	41.734	53.188	29.377	168.9	2:04.299	15:09	
3	40.668	49.523	25.646	208.3	1:55.837	15:11	
4	39.027	48.631	21.474	174.8	1:49.132	15:13	
5	25.834	34.628	18.226	263.3	1:18.688	15:15	
6	24.585	33.904	18.148	264.6	1:16.637	15:16	
7	24.585	33.668	18.170	264.6	1:16.423	15:17	
8	24.366	33.391	17.999	262.1	1:15.756	15:18	
9	24.406	33.243	17.972	261.4	1:15.621	15:20	
10	24.378	33.335	17.967	263.3	1:15.680	15:21	
11	24.182	33.289	17.969	263.9	1:15.440	15:22	
12	24.225	33.199	18.159	261.4	1:15.583	15:23	
13	24.278	32.855	45.970	267.8	1:43.103P	28.571 15:25	
14	28.423	32.583	17.814	267.8	1:18.820	15:26	
15	24.113	32.907	17.823	268.5	1:14.843	15:28	
16	24.095	32.925	17.989	264.6	1:15.009	15:29	
17	24.045	33.004	17.913	262.7	1:14.962	15:30	
18	24.249	33.104	17.936	262.1	1:15.289	15:31	
19	24.097	32.928	17.999	263.9	1:15.024	15:33	
20	24.155	32.867	17.974	263.3	1:14.996	15:34	



BRANDS HATCH

A1GP WORLD CUP OF MOTORSPORT

Feature Race

Analysis



P Crossing the finish line in pit lane

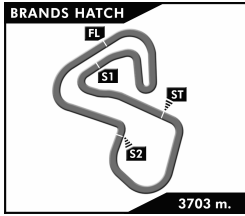
21	24.310	33.061	17.974	262.7	1:15.345	15:35	21	24.321	33.173	17.954	260.8	1:15.448	15:35
22	24.161	32.781	18.011	261.4	1:14.953	15:36	22	24.396	33.336	18.061	262.1	1:15.793	15:37
23	24.403	32.930	18.034	262.7	1:15.367	15:38	23	24.375	33.079	18.013	263.3	1:15.467	15:38
24	24.263	32.828	17.897	263.9	1:14.988	15:39	24	24.490	33.332	18.278	263.9	1:16.100	15:39
25	24.223	32.792	17.895	262.7	1:14.910	15:40	25	24.941	33.325	18.018	264.6	1:16.284	15:40
26	24.260	32.831	17.788	262.7	1:14.879	15:41	26	24.591	33.130	17.909	263.3	1:15.630	15:42
27	24.324	32.976	17.797	262.7	1:15.097	15:43	27	24.560	33.656	18.188	262.7	1:16.404	15:43
28	24.421	32.985	18.097	263.3	1:15.503	15:44	28	24.606	33.401	18.095	262.7	1:16.102	15:44
29	24.492	32.877	17.770	260.8	1:15.139	15:45	29	24.738	33.220	49.519	261.4	1:47.477 P	31.850 15:46
30	24.424	32.975	17.849	262.1	1:15.248	15:46	30	28.354	32.909	17.808	271.1	1:19.071	15:47
31	24.325	32.672	47.275	267.8	1:44.272 P	29.931 15:48	31	24.048	32.532	17.765	263.9	1:14.345	15:49
32	27.893	32.062	17.697	267.8	1:17.652	15:49	32	23.973	32.685	17.849	265.9	1:14.507	15:50
33	23.844	32.078	17.641	267.8	1:13.563	15:51	33	24.103	32.910	17.992	265.2	1:15.005	15:51
34	23.886	32.688	17.762	263.3	1:14.336	15:52	34	24.470	32.754	17.824	265.9	1:15.048	15:52
35	23.903	32.648	17.703	262.1	1:14.254	15:53	35	24.258	32.763	17.952	264.6	1:14.973	15:54
36	24.034	32.555	17.741	261.4	1:14.330	15:54	36	24.288	32.797	17.727	265.9	1:14.812	15:55
37	24.289	32.568	17.750	262.1	1:14.607	15:56	37	24.207	32.797	17.805	266.5	1:14.809	15:56
38	24.053	32.919	17.752	262.7	1:14.724	15:57	38	24.261	32.767	17.936	271.8	1:14.964	15:57
39	24.071	32.568	17.807	263.3	1:14.446	15:58	39	24.110	32.871	17.827	267.2	1:14.808	15:58
40	23.994	32.722	17.723	263.3	1:14.439	15:59	40	24.355	32.893	17.880	267.2	1:15.128	16:00
41	24.077	32.652	17.729	262.7	1:14.458	16:01	41	24.484	32.888	17.880	266.5	1:15.252	16:01
42	24.113	32.734	17.786	262.7	1:14.633	16:02	42	24.357	32.870	17.830	266.5	1:15.057	16:02
43	24.105	32.941	17.852	261.4	1:14.898	16:03	43	24.487	32.844	17.762	267.2	1:15.093	16:04
44	24.051	33.042	17.814	262.1	1:14.907	16:04	44	24.273	33.021	17.910	265.9	1:15.204	16:05
45	23.959	33.071	17.781	263.9	1:14.811	16:06	45	24.297	33.479	18.046	266.5	1:15.822	16:06
46	24.143	32.972	17.736	264.6	1:14.851	16:07	46	24.529	32.999	17.928	265.2	1:15.456	16:07
47	24.184	32.839	17.872	264.6	1:14.895	16:08	47	24.195	33.047	18.106	267.8	1:15.348	16:09
48	24.280	32.727	18.035	270.4	1:15.042	16:09	48	24.671	33.367	18.135	265.9	1:16.173	16:10
49	24.296	32.721	17.871	267.8	1:14.888	16:11	49	24.880	33.625	18.365	264.6	1:16.870	16:11

LEB - LEBANON

Lap	Sector 1	Sector 2	Sector 3	Top Spd	Lap Time	P. Time	Hour
1	35.600	46.397	30.911	186.7	1:52.908	15:07	
2	41.264	51.773	30.104	135.9	2:03.141	15:10	
3	40.517	49.227	25.601	186.7	1:55.345	15:11	
4	38.971	47.789	20.672	195.4	1:47.432	15:13	
5	25.847	34.520	18.363	263.9	1:18.730	15:15	
6	24.652	34.340	18.189	263.9	1:17.181	15:16	
7	24.748	33.630	18.067	263.9	1:16.445	15:17	
8	24.402	33.758	18.146	263.9	1:16.306	15:18	
9	24.727	33.559	46.272	263.3	1:44.558 P	28.902 15:20	
10	28.107	33.205	18.181	265.2	1:19.493	15:21	
11	24.144	32.838	17.907	262.7	1:14.889	15:23	
12	24.047	33.175	17.982	263.3	1:15.204	15:24	
13	24.245	32.930	17.949	263.3	1:15.124	15:25	
14	25.806	33.063	17.905	267.2	1:16.774	15:26	
15	24.280	33.059	18.050	262.1	1:15.389	15:28	
16	24.403	33.293	17.996	263.3	1:15.692	15:29	
17	24.621	33.414	18.147	262.7	1:16.182	15:30	
18	24.685	33.345	18.098	262.7	1:16.128	15:32	
19	24.314	33.315	18.192	262.7	1:15.821	15:33	
20	24.480	33.354	18.201	262.7	1:16.035	15:34	

MAL - MALAYSIA

Lap	Sector 1	Sector 2	Sector 3	Top Spd	Lap Time	P. Time	Hour
1	1:01.099	39.339	19.908	239.2	2:00.346	15:08	
2	38.159	51.059	30.103	128.9	1:59.321	15:10	
3	41.449	47.710	26.693	149.6	1:55.852	15:11	
4	39.449	45.633	20.400	202.6	1:45.482	15:13	
5	25.125	34.599	18.353	263.9	1:18.077	15:15	
6	24.998	35.023	18.144	261.4	1:18.165	15:16	
7	24.587	34.371	18.027	263.3	1:16.985	15:17	
8	24.800	34.594	18.227	261.4	1:17.621	15:18	
9	25.140	35.165	48.052	259.6	1:48.357 P	30.039 15:20	
10	29.531	33.817	18.127	262.1	1:21.475	15:22	
11	24.747	33.697	18.039	262.7	1:16.483	15:23	
12	24.261	33.603	18.131	262.1	1:15.995	15:24	
13	24.215	33.361	18.296	263.3	1:15.872	15:25	
14	24.370	34.015	18.045	262.1	1:16.430	15:27	
15	24.243	33.427	18.055	260.8	1:15.725	15:28	
16	24.387	33.478	17.930	262.1	1:15.795	15:29	
17	24.255	33.722	17.979	259.6	1:15.956	15:30	
18	24.139	33.602	18.010	262.1	1:15.751	15:32	
19	24.250	33.488	17.957	262.1	1:15.695	15:33	



BRANDS HATCH

A1GP WORLD CUP OF MOTORSPORT

Feature Race

Analysis



P Crossing the finish line in pit lane

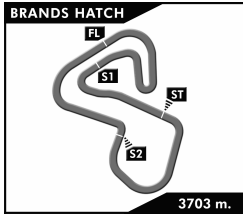
20	24.745	33.741	18.226	262.1	1:16.712	15:34	42	24.190	32.269	17.574	265.2	1:14.033	16:01
21	24.314	33.918	18.333	260.8	1:16.565	15:36	43	24.027	32.197	17.611	265.2	1:13.835	16:03
22	24.434	33.942	18.218	259.6	1:16.594	15:37	44	24.028	32.938	17.660	266.5	1:14.626	16:04
23	24.539	33.579	18.190	262.7	1:16.308	15:38	45	24.033	32.923	17.761	267.2	1:14.717	16:05
24	24.417	33.717	18.115	263.3	1:16.249	15:39	46	24.328	33.221	17.729	265.9	1:15.278	16:06
25	24.474	33.682	17.993	262.1	1:16.149	15:41	47	24.100	33.888	17.949	262.7	1:15.937	16:08
26	24.593	33.575	18.009	262.1	1:16.177	15:42	48	24.392	32.522	17.678	263.9	1:14.592	16:09
27	24.455	33.647	18.151	263.3	1:16.253	15:43	49	24.397	32.783	17.983	269.8	1:15.163	16:10

MEX - MEXICO

Lap	Sector 1	Sector 2	Sector 3	Top Spd	Lap Time	P. Time	Hour
1	34.447	45.646	30.314	146.4	1:50.407	15:07	
2	40.950	52.944	29.780	156.9	2:03.674	15:09	
3	40.763	48.431	26.213	207.2	1:55.407	15:11	
4	39.155	48.131	20.977	174.6	1:48.263	15:13	
5	25.886	33.760	18.142	261.4	1:17.788	15:14	
6	24.758	34.072	18.086	264.6	1:16.916	15:16	
7	24.501	33.314	17.954	262.1	1:15.769	15:17	
8	24.282	33.103	17.887	260.2	1:15.272	15:18	
9	24.524	33.043	17.980	262.7	1:15.547	15:20	
10	24.420	33.106	17.876	262.1	1:15.402	15:21	
11	24.499	32.881	17.708	263.3	1:15.088	15:22	
12	24.267	33.069	17.740	262.1	1:15.076	15:23	
13	24.270	32.547	17.799	262.1	1:14.616	15:25	
14	24.343	32.518	44.175	265.2	1:41.036P	27.136	15:26
15	28.293	32.929	17.756	261.4	1:18.978	15:28	
16	24.016	32.490	17.760	263.9	1:14.266	15:29	
17	24.085	32.372	17.498	262.1	1:13.955	15:30	
18	24.047	32.543	17.617	262.1	1:14.207	15:31	
19	24.159	32.495	17.755	262.7	1:14.409	15:33	
20	24.171	32.359	17.614	263.9	1:14.144	15:34	
21	24.201	32.611	17.744	263.3	1:14.556	15:35	
22	24.192	32.375	17.664	262.7	1:14.231	15:36	
23	24.318	32.611	17.775	262.7	1:14.704	15:37	
24	24.406	32.579	17.711	263.3	1:14.696	15:39	
25	24.276	32.567	17.644	263.3	1:14.487	15:40	
26	24.338	32.444	17.774	267.8	1:14.556	15:41	
27	24.277	32.542	17.615	262.7	1:14.434	15:42	
28	24.197	32.513	17.654	262.7	1:14.364	15:44	
29	24.469	32.741	45.131	263.9	1:42.341P	28.172	15:45
30	27.576	31.774	17.384	267.8	1:16.734	15:47	
31	23.967	32.262	17.609	265.9	1:13.838	15:48	
32	24.127	32.102	17.477	264.6	1:13.706	15:49	
33	23.897	32.066	17.593	266.5	1:13.556	15:50	
34	23.978	32.015	17.483	265.2	1:13.476	15:52	
35	24.189	32.312	17.573	263.3	1:14.074	15:53	
36	24.129	32.332	17.649	263.9	1:14.110	15:54	
37	24.114	32.234	17.599	264.6	1:13.947	15:55	
38	24.309	32.244	17.689	265.2	1:14.242	15:57	
39	24.345	32.324	17.609	265.9	1:14.278	15:58	
40	24.218	32.383	17.648	265.2	1:14.249	15:59	
41	24.077	32.211	17.512	264.6	1:13.800	16:00	

MON - MONACO

Lap	Sector 1	Sector 2	Sector 3	Top Spd	Lap Time	P. Time	Hour
1	30.267	41.425	27.690	230.7	1:39.382	15:07	
2	41.802	52.934	29.017	160.8	2:03.753	15:09	
3	41.553	50.244	26.904	189.0	1:58.701	15:11	
4	38.637	49.379	25.321	221.8	1:53.337	15:13	
5	24.537	33.220	17.938	262.7	1:15.695	15:14	
6	23.915	32.905	17.853	263.3	1:14.673	15:16	
7	24.007	32.684	17.850	264.6	1:14.541	15:17	
8	24.041	32.956	17.905	262.7	1:14.902	15:18	
9	23.937	32.942	18.025	262.1	1:14.904	15:19	
10	24.059	33.108	17.907	262.7	1:15.074	15:21	
11	24.478	32.969	51.483	262.7	1:48.930P	34.353	15:22
12	28.165	32.864	17.805	263.3	1:18.834	15:24	
13	23.975	32.720	17.778	263.9	1:14.473	15:25	
14	23.879	32.629	17.783	264.6	1:14.291	15:26	
15	23.940	32.587	17.703	264.6	1:14.230	15:27	
16	23.787	32.581	17.810	265.2	1:14.178	15:29	
17	23.915	32.567	17.695	265.2	1:14.177	15:30	
18	23.983	32.531	17.847	265.2	1:14.361	15:31	
19	24.082	32.631	17.727	264.6	1:14.440	15:32	
20	24.147	32.699	17.935	265.2	1:14.781	15:34	
21	24.047	32.612	17.746	265.2	1:14.405	15:35	
22	24.175	32.737	17.902	264.6	1:14.814	15:36	
23	23.999	32.532	17.789	264.6	1:14.320	15:37	
24	24.151	32.529	17.848	267.2	1:14.528	15:39	
25	24.004	32.795	17.764	267.2	1:14.563	15:40	
26	24.178	32.719	17.792	266.5	1:14.689	15:41	
27	24.178	32.491	17.666	265.2	1:14.335	15:42	
28	24.105	33.063	17.723	265.2	1:14.891	15:44	
29	24.132	32.650	44.868	265.2	1:41.650P	28.011	15:45
30	28.223	32.158	17.616	271.1	1:17.997	15:47	
31	23.747	32.121	17.631	265.9	1:13.499	15:48	
32	23.576	32.137	17.756	265.9	1:13.469	15:49	
33	23.683	32.496	17.811	275.2	1:13.990	15:50	
34	23.816	32.483	17.615	266.5	1:13.914	15:52	
35	23.776	32.411	17.605	265.9	1:13.792	15:53	
36	23.964	32.654	17.699	265.9	1:14.317	15:54	
37	23.911	32.411	17.756	267.2	1:14.078	15:55	
38	23.975	32.424	17.693	266.5	1:14.092	15:56	
39	23.879	32.255	17.684	265.9	1:13.818	15:58	
40	24.222	32.284	17.663	272.5	1:14.169	15:59	
41	23.946	32.374	17.746	265.2	1:14.066	16:00	



BRANDS HATCH

A1GP WORLD CUP OF MOTORSPORT

Feature Race

Analysis



P Crossing the finish line in pit lane

42	23.885	32.471	17.624	266.5	1:13.980	16:01	42	23.943	32.495	17.713	264.6	1:14.151	16:01
43	23.800	32.540	17.600	266.5	1:13.940	16:03	43	23.932	32.327	17.836	265.2	1:14.095	16:03
44	24.069	32.322	17.556	266.5	1:13.947	16:04	44	23.909	32.427	17.828	265.2	1:14.164	16:04
45	23.903	32.765	17.580	272.5	1:14.248	16:05	45	24.022	32.506	17.825	264.6	1:14.353	16:05
46	23.967	32.487	17.574	266.5	1:14.028	16:06	46	23.963	32.829	17.797	264.6	1:14.589	16:06
47	23.970	32.243	17.651	273.1	1:13.864	16:08	47	24.067	32.351	17.741	265.2	1:14.159	16:07
48	23.898	32.471	17.653	273.8	1:14.022	16:09	48	24.096	32.387	17.847	270.4	1:14.330	16:09
49	23.937	32.490	17.754	273.8	1:14.181	16:10	49	24.395	32.808	18.060	265.2	1:15.263	16:10

NED - NETHERLANDS

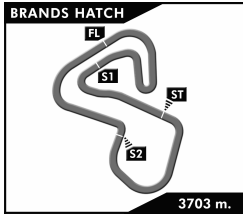
Lap	Sector 1	Sector 2	Sector 3	Top Spd	Lap Time	P. Time	Hour
1	30.989	41.863	27.405	224.1	1:40.257	15:07	
2	42.092	53.059	28.390	189.3	2:03.541	15:09	
3	42.191	50.053	26.372	193.0	1:58.616	15:11	
4	39.209	49.120	24.564	215.3	1:52.893	15:13	
5	25.178	33.296	18.024	263.3	1:16.498	15:14	
6	24.398	33.016	18.028	262.7	1:15.442	15:16	
7	24.177	32.826	17.912	263.3	1:14.915	15:17	
8	24.206	32.965	17.887	261.4	1:15.058	15:18	
9	24.043	32.950	17.996	260.8	1:14.989	15:19	
10	24.205	33.046	45.597	268.5	1:42.848P	28.023	15:21
11	28.223	32.722	17.772	262.1	1:18.717	15:22	
12	23.833	32.357	17.745	262.1	1:13.935	15:24	
13	23.776	32.520	17.781	263.9	1:14.077	15:25	
14	23.954	32.458	17.839	263.9	1:14.251	15:26	
15	23.886	32.439	17.799	262.1	1:14.124	15:27	
16	23.840	32.564	17.756	263.9	1:14.160	15:29	
17	23.851	32.492	17.790	262.7	1:14.133	15:30	
18	23.869	32.722	17.833	263.3	1:14.424	15:31	
19	23.891	32.302	17.851	263.9	1:14.044	15:32	
20	23.909	32.505	17.728	262.7	1:14.142	15:34	
21	23.884	32.425	17.744	263.3	1:14.053	15:35	
22	23.917	32.467	17.770	262.7	1:14.154	15:36	
23	23.929	32.614	17.786	262.7	1:14.329	15:37	
24	24.036	32.574	17.798	264.6	1:14.408	15:39	
25	23.950	32.568	17.842	264.6	1:14.360	15:40	
26	23.903	32.409	17.771	263.9	1:14.083	15:41	
27	23.974	32.713	17.782	263.9	1:14.469	15:42	
28	24.040	32.675	17.794	262.7	1:14.509	15:43	
29	24.049	32.715	17.869	263.3	1:14.633	15:45	
30	24.153	32.670	45.732	269.1	1:42.555P	28.262	15:46
31	28.342	32.462	17.923	271.1	1:18.727	15:48	
32	23.929	32.298	17.728	264.6	1:13.955	15:49	
33	23.809	32.333	17.804	265.2	1:13.946	15:50	
34	23.738	32.213	17.633	264.6	1:13.584	15:51	
35	23.832	32.333	17.697	263.9	1:13.862	15:53	
36	23.769	32.321	17.658	263.9	1:13.748	15:54	
37	23.976	32.125	17.629	264.6	1:13.730	15:55	
38	23.818	32.394	17.703	264.6	1:13.915	15:56	
39	23.838	32.428	17.691	265.2	1:13.957	15:58	
40	24.010	32.402	17.693	264.6	1:14.105	15:59	
41	23.934	32.303	17.639	264.6	1:13.876	16:00	

NZL - NEW ZEALAND

Lap	Sector 1	Sector 2	Sector 3	Top Spd	Lap Time	P. Time	Hour
1	32.175	43.214	29.040	181.2	1:44.429	15:07	
2	40.851	52.765	28.982	208.0	2:02.598	15:09	
3	41.703	49.981	26.528	204.9	1:58.212	15:11	
4	39.009	49.007	23.067	170.0	1:51.083	15:13	
5	25.419	33.499	18.138	262.1	1:17.056	15:14	
6	24.741	33.260	18.041	262.1	1:16.042	15:16	

POR - PORTUGAL

Lap	Sector 1	Sector 2	Sector 3	Top Spd	Lap Time	P. Time	Hour
1	31.826	42.026	28.742	198.6	1:42.594	15:07	
2	41.530	53.188	28.584	200.7	2:03.302	15:09	
3	41.948	50.200	26.599	161.0	1:58.747	15:11	
4	38.889	48.867	23.442	194.3	1:51.198	15:13	
5	25.415	33.723	18.016	266.5	1:17.154	15:14	
6	24.392	33.167	17.936	268.5	1:15.495	15:16	
7	24.433	32.975	17.904	265.9	1:15.312	15:17	
8	24.331	33.191	17.899	265.2	1:15.421	15:18	
9	24.220	33.077	45.351	264.6	1:42.648P	28.240	15:20
10	28.195	32.752	17.796	270.4	1:18.743	15:21	
11	24.772	32.872	17.820	267.8	1:15.464	15:23	
12	24.077	32.834	17.687	265.9	1:14.598	15:24	
13	24.010	32.579	17.732	268.5	1:14.321	15:25	
14	24.176	32.716	17.730	268.5	1:14.622	15:26	
15	24.147	32.690	17.743	266.5	1:14.580	15:27	
16	24.121	32.576	17.669	268.5	1:14.366	15:29	
17	24.091	32.510	17.728	267.8	1:14.329	15:30	
18	24.109	32.785	17.815	272.5	1:14.709	15:31	
19	23.983	32.642	17.690	269.1	1:14.315	15:32	
20	24.072	33.090	17.722	265.9	1:14.884	15:34	
21	24.120	32.506	17.668	268.5	1:14.294	15:35	
22	24.064	32.656	17.671	267.2	1:14.391	15:36	
23	24.097	32.701	17.792	267.8	1:14.590	15:37	
24	24.180	32.692	17.759	267.2	1:14.631	15:39	
25	24.120	32.650	17.683	268.5	1:14.453	15:40	
26	24.252	32.619	17.622	266.5	1:14.493	15:41	
27	24.108	32.636	17.828	272.5	1:14.572	15:42	
28	24.412	32.631	17.628	267.2	1:14.671	15:44	
29	24.290	32.826	17.866	266.5	1:14.982	15:45	
30	24.421	32.643	45.638	270.4	1:42.702P	28.590	15:47
31	28.198	32.436	17.631	266.5	1:18.265	15:48	



BRANDS HATCH

A1GP WORLD CUP OF MOTORSPORT

Feature Race

Analysis



P Crossing the finish line in pit lane

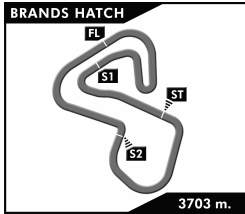
32	23.681	32.158	17.569	273.8	1:13.408	15:49	32	24.192	32.561	17.648	267.2	1:14.401	15:50
33	23.689	32.115	17.503	273.8	1:13.307	15:50	33	24.228	32.811	17.636	271.1	1:14.675	15:51
34	23.749	32.364	17.637	276.6	1:13.750	15:52	34	24.157	32.928	17.909	265.9	1:14.994	15:52
35	23.907	32.582	17.610	269.1	1:14.099	15:53	35	24.654	33.047	17.720	266.5	1:15.421	15:53
36	24.074	32.465	17.546	268.5	1:14.085	15:54	36	24.278	32.890	17.727	265.9	1:14.895	15:55
37	23.971	32.283	17.648	269.8	1:13.902	15:55	37	24.196	32.877	17.727	267.2	1:14.800	15:56
38	24.061	32.361	17.950	271.1	1:14.372	15:56	38	24.200	32.719	17.826	267.2	1:14.745	15:57
39	23.912	32.303	17.603	269.8	1:13.818	15:58	39	24.340	32.997	17.736	267.2	1:15.073	15:58
40	24.007	32.472	17.610	269.1	1:14.089	15:59	40	24.267	33.187	17.723	265.2	1:15.177	16:00
41	23.946	32.387	17.507	269.8	1:13.840	16:00	41	24.498	32.975	17.780	265.9	1:15.253	16:01
42	24.189	32.347	17.635	271.1	1:14.171	16:01	42	24.480	32.865	17.832	269.8	1:15.177	16:02
43	23.988	32.238	17.625	270.4	1:13.851	16:03	43	24.364	33.008	17.686	266.5	1:15.058	16:03
44	24.059	32.497	17.642	271.1	1:14.198	16:04	44	24.161	32.912	17.683	266.5	1:14.756	16:05
45	24.013	32.434	17.659	271.1	1:14.106	16:05	45	24.249	33.029	17.740	267.2	1:15.018	16:06
46	24.010	32.472	17.647	270.4	1:14.129	16:06	46	24.314	33.072	17.771	266.5	1:15.157	16:07
47	24.057	32.525	17.702	269.1	1:14.284	16:08	47	24.587	33.751	17.981	267.2	1:16.319	16:09
48	24.092	32.722	17.687	269.8	1:14.501	16:09	48	24.389	33.047	17.821	267.2	1:15.257	16:10
49	24.263	32.617	17.818	272.5	1:14.698	16:10	49	24.654	33.663	18.268	266.5	1:16.585	16:11

RSA - SOUTH AFRICA

Lap	Sector 1	Sector 2	Sector 3	Top Spd	Lap Time	P. Time	Hour
1	35.860	46.698	30.799	166.1	1:53.357		15:07
2	41.621	51.751	30.087	140.4	2:03.459		15:10
3	40.437	49.139	25.780	180.9	1:55.356		15:11
4	38.951	47.541	20.449	181.8	1:46.941		15:13
5	26.071	34.280	18.387	265.2	1:18.738		15:15
6	24.996	34.281	18.105	266.5	1:17.382		15:16
7	24.901	33.675	18.167	265.9	1:16.743		15:17
8	24.879	33.719	18.162	263.3	1:16.760		15:18
9	24.899	33.837	48.584	261.4	1:47.320P	30.733	15:20
10	28.501	33.523	18.041	263.3	1:20.065		15:22
11	24.283	33.034	17.801	265.9	1:15.118		15:23
12	24.126	33.064	17.769	264.6	1:14.959		15:24
13	24.552	32.798	17.837	263.9	1:15.187		15:25
14	24.472	33.128	17.892	265.9	1:15.492		15:27
15	24.395	32.933	17.903	264.6	1:15.231		15:28
16	24.213	33.166	17.872	266.5	1:15.251		15:29
17	24.648	32.984	17.912	265.2	1:15.544		15:30
18	24.468	33.051	18.062	267.2	1:15.581		15:32
19	24.609	33.397	18.041	265.9	1:16.047		15:33
20	24.449	33.158	18.001	267.2	1:15.608		15:34
21	24.798	33.419	18.067	265.9	1:16.284		15:35
22	24.606	33.284	18.013	266.5	1:15.903		15:37
23	24.446	33.281	18.002	265.2	1:15.729		15:38
24	24.754	33.359	17.984	267.2	1:16.097		15:39
25	24.684	33.359	17.919	267.2	1:15.962		15:40
26	24.366	33.416	17.807	267.2	1:15.589		15:42
27	24.851	33.560	17.864	265.9	1:16.275		15:43
28	24.783	33.314	17.934	266.5	1:16.031		15:44
29	25.003	33.741	46.062	265.2	1:44.806P	28.326	15:46
30	28.474	32.819	17.783	271.1	1:19.076		15:47
31	24.146	32.427	17.650	271.1	1:14.223		15:49

SUI - SWITZERLAND

Lap	Sector 1	Sector 2	Sector 3	Top Spd	Lap Time	P. Time	Hour
1	31.366	42.028	27.838	226.9	1:41.232		15:07
2	41.905	53.131	28.309	193.0	2:03.345		15:09
3	42.072	50.676	25.900	167.1	1:58.648		15:11
4	39.481	48.843	24.000	199.3	1:52.324		15:13
5	25.227	33.640	17.965	269.8	1:16.832		15:14
6	24.351	33.213	17.964	265.2	1:15.528		15:16
7	24.230	32.960	17.840	265.2	1:15.030		15:17
8	24.248	33.112	17.862	263.9	1:15.222		15:18
9	24.090	33.008	17.874	267.2	1:14.972		15:19
10	24.245	33.021	46.025	268.5	1:43.291P	28.445	15:21
11	28.339	32.736	17.640	265.2	1:18.715		15:22
12	23.741	32.695	17.776	263.9	1:14.212		15:24
13	23.916	32.995	17.797	261.4	1:14.708		15:25
14	23.974	32.803	17.763	260.8	1:14.540		15:26
15	23.952	32.790	17.818	260.2	1:14.560		15:27
16	24.025	32.808	17.760	262.7	1:14.593		15:29
17	23.998	32.660	17.754	260.8	1:14.412		15:30
18	23.869	32.604	17.734	261.4	1:14.207		15:31
19	23.768	32.610	17.748	261.4	1:14.126		15:32
20	23.771	32.781	17.732	260.8	1:14.284		15:34
21	24.026	32.718	17.772	260.8	1:14.516		15:35
22	23.914	32.662	17.779	259.6	1:14.355		15:36
23	24.093	32.828	17.831	260.2	1:14.752		15:37
24	24.095	32.851	17.856	262.1	1:14.802		15:39
25	23.906	32.784	17.764	262.1	1:14.454		15:40
26	24.071	32.642	17.639	260.8	1:14.352		15:41
27	24.020	33.000	17.843	261.4	1:14.863		15:42
28	24.138	32.605	17.668	260.8	1:14.411		15:44
29	24.160	32.723	45.823	265.2	1:42.706P	28.262	15:45
30	28.059	32.504	17.729	264.6	1:18.292		15:47
31	23.883	32.444	17.648	262.7	1:13.975		15:48



BRANDS HATCH

A1GP WORLD CUP OF MOTORSPORT

Feature Race

Analysis



P Crossing the finish line in pit lane

32	23.810	32.384	17.625	262.7	1:13.819	15:49	32	23.769	32.173	17.510	262.1	1:13.452	15:50
33	23.848	32.677	17.590	262.7	1:14.115	15:50	33	23.930	32.279	17.705	262.7	1:13.914	15:51
34	23.864	32.392	17.643	261.4	1:13.899	15:52	34	23.862	32.254	17.497	262.7	1:13.613	15:53
35	23.882	32.465	17.659	261.4	1:14.006	15:53	35	23.798	32.334	17.411	261.4	1:13.543	15:54
36	23.928	32.518	17.656	261.4	1:14.102	15:54	36	23.863	32.251	17.567	263.3	1:13.681	15:55
37	23.994	32.527	17.648	261.4	1:14.169	15:55	37	23.888	32.285	17.466	262.7	1:13.639	15:56
38	23.943	32.325	17.618	262.1	1:13.886	15:56	38	24.073	32.642	17.533	260.8	1:14.248	15:58
39	23.816	32.364	17.628	262.1	1:13.808	15:58	39	24.176	32.540	19.151	263.3	1:15.867	15:59
40	23.854	32.537	17.643	262.1	1:14.034	15:59	40	24.416	32.467	17.594	263.9	1:14.477	16:00
41	23.961	32.531	17.629	262.1	1:14.121	16:00	41	24.128	32.377	17.680	262.7	1:14.185	16:01
42	23.931	32.340	17.502	262.7	1:13.773	16:01	42	24.087	32.441	17.552	262.7	1:14.080	16:02
43	23.799	32.469	17.634	262.7	1:13.902	16:03	43	24.374	32.352	17.600	263.9	1:14.326	16:04
44	24.078	32.349	17.651	263.3	1:14.078	16:04	44	24.117	32.391	17.565	263.9	1:14.073	16:05
45	23.876	32.526	17.616	263.3	1:14.018	16:05	45	24.195	32.389	17.549	263.3	1:14.133	16:06
46	23.971	32.464	17.670	262.7	1:14.105	16:06	46	24.218	32.410	17.608	263.9	1:14.236	16:07
47	23.779	32.690	17.626	262.7	1:14.095	16:08	47	24.260	32.331	17.522	263.3	1:14.113	16:09
48	23.945	32.424	17.588	263.3	1:13.957	16:09	48	24.105	32.253	17.625	269.8	1:13.983	16:10
49	24.076	32.566	17.746	267.8	1:14.388	16:10							

USA - USA

Lap	Sector 1	Sector 2	Sector 3	Top Spd	Lap Time	P. Time	Hour
1	41.304	44.145	28.973	186.7	1:54.422		15:07
2	42.953	50.985	30.487	139.2	2:04.425		15:10
3	40.275	48.771	26.601	182.7	1:55.647		15:11
4	39.643	45.966	1:00.139	198.9	2:25.748P	40.078	15:14
5	28.871	33.472	18.106	258.4	1:20.449		15:15
6	24.339	33.232	18.108	262.1	1:15.679		15:17
7	24.462	33.694	18.142	259.6	1:16.298		15:18
8	24.293	33.136	18.088	259.6	1:15.517		15:19
9	24.462	33.133	17.960	261.4	1:15.555		15:20
10	24.537	33.272	18.063	261.4	1:15.872		15:22
11	24.458	33.671	17.996	263.3	1:16.125		15:23
12	24.421	33.250	17.971	262.1	1:15.642		15:24
13	24.590	33.072	17.803	262.1	1:15.465		15:25
14	24.629	33.245	47.900	261.4	1:45.774P	29.014	15:27
15	28.691	32.931	17.958	260.2	1:19.580		15:28
16	24.227	32.926	17.787	260.2	1:14.940		15:30
17	24.159	32.790	17.799	260.2	1:14.748		15:31
18	24.211	32.834	17.831	266.5	1:14.876		15:32
19	24.177	32.834	17.771	265.9	1:14.782		15:33
20	24.193	32.788	17.827	260.8	1:14.808		15:35
21	24.337	32.776	17.762	260.8	1:14.875		15:36
22	24.223	32.734	17.787	261.4	1:14.744		15:37
23	24.093	32.750	17.698	261.4	1:14.541		15:38
24	24.340	32.609	17.700	262.7	1:14.649		15:40
25	24.346	32.879	17.717	261.4	1:14.942		15:41
26	24.280	32.713	17.738	263.3	1:14.731		15:42
27	24.443	32.739	17.724	261.4	1:14.906		15:43
28	24.541	32.591	17.880	265.9	1:15.012		15:45
29	24.382	32.453	17.736	267.2	1:14.571		15:46
30	24.434	32.815	45.522	262.1	1:42.771P	28.344	15:48
31	28.262	31.913	17.609	269.1	1:17.784		15:49