

BRANDS HATCH

A1GP WORLD CUP OF MOTORSPORT

Sprint Race

Analysis



P Crossing the finish line in pit lane

AUS - AUSTRALIA

Lap	Sector 1	Sector 2	Sector 3	Top Spd	Lap Time	P. Time	Hour
1	32.757	33.847	18.165	270.4	1:24.769		11:04
2	23.961	33.047	17.919	263.9	1:14.927		11:05
3	23.946	33.241	17.788	271.1	1:14.975		11:07
4	23.723	32.468	17.647	264.6	1:13.838		11:08
5	23.750	32.801	17.604	263.3	1:14.155		11:09
6	23.684	32.656	17.578	262.1	1:13.918		11:10
7	23.712	32.647	44.504	264.6	1:40.863P	26.564	11:12
8	27.651	32.511	17.450	263.3	1:17.612		11:13
9	23.493	32.032	17.409	265.2	1:12.934		11:15
10	23.506	31.988	17.561	263.3	1:13.055		11:16
11	23.530	32.082	17.400	263.9	1:13.012		11:17
12	23.484	32.025	17.398	265.9	1:12.907		11:18
13	23.462	32.487	17.363	264.6	1:13.312		11:19
14	23.501	32.236	17.433	265.9	1:13.170		11:21
15	23.722	32.209	17.477	264.6	1:13.408		11:22
16	23.715	32.712	17.490	264.6	1:13.917		11:23
17	23.710	32.361	17.461	271.1	1:13.532		11:24
18	23.953	32.109	17.546	271.8	1:13.608		11:26

CHN - CHINA

Lap	Sector 1	Sector 2	Sector 3	Top Spd	Lap Time	P. Time	Hour
1	35.438	35.103	18.599	267.2	1:29.140		11:04
2	24.367	34.285	18.144	265.2	1:16.796		11:06
3	24.105	33.286	17.939	265.9	1:15.330		11:07
4	24.009	33.221	18.060	264.6	1:15.290		11:08
5	24.116	32.913	17.908	265.2	1:14.937		11:09
6	24.143	33.026	48.026	265.2	1:45.195P	30.672	11:11
7	28.382	32.784	17.819	263.9	1:18.985		11:12
8	23.779	32.352	17.555	269.8	1:13.686		11:14
9	23.798	32.167	17.464	272.5	1:13.429		11:15
10	24.494	32.348	17.579	265.9	1:14.421		11:16
11	23.701	32.246	17.656	266.5	1:13.603		11:17
12	23.742	32.263	17.677	267.2	1:13.682		11:18
13	23.829	32.530	17.543	267.8	1:13.902		11:20
14	23.828	32.335	17.574	267.2	1:13.737		11:21
15	23.798	32.454	17.678	268.5	1:13.930		11:22
16	23.808	32.358	17.712	267.8	1:13.878		11:23
17	23.812	32.428	17.657	268.5	1:13.897		11:25
18	23.805	32.464	17.560	267.2	1:13.829		11:26

FRA - FRANCE

Lap	Sector 1	Sector 2	Sector 3	Top Spd	Lap Time	P. Time	Hour
1	33.818	34.215	18.256	268.5	1:26.289		11:04
2	24.536	32.961	17.717	267.8	1:15.214		11:05
3	24.185	33.051	17.799	268.5	1:15.035		11:07
4	24.271	33.139	17.607	269.1	1:15.017		11:08
5	24.023	32.761	17.633	265.9	1:14.417		11:09


6	24.280	32.666	44.070	265.2	1:41.016P	26.708	11:11
7	28.608	32.460	17.291	266.5	1:18.359		11:12
8	23.645	32.579	17.358	263.9	1:13.582		11:13
9	23.484	31.840	17.315	271.1	1:12.639		11:15
10	23.696	32.103	17.275	265.2	1:13.074		11:16
11	23.793	32.307	17.395	265.9	1:13.495		11:17
12	23.988	32.121	17.540	267.2	1:13.649		11:18
13	24.063	32.487	17.328	267.2	1:13.878		11:20
14	24.074	32.141	17.553	268.5	1:13.768		11:21
15	24.188	32.295	17.454	267.2	1:13.937		11:22
16	24.085	32.417	17.516	266.5	1:14.018		11:23
17	24.067	32.369	17.541	268.5	1:13.977		11:24
18	24.232	32.512	17.541	267.8	1:14.285		11:26

GBR - GREAT BRITAIN

Lap	Sector 1	Sector 2	Sector 3	Top Spd	Lap Time	P. Time	Hour
1	34.885	34.332	18.186	264.6	1:27.403		11:04
2	24.532	33.467	17.900	267.8	1:15.899		11:05
3	24.188	33.528	17.716	266.5	1:15.432		11:07
4	24.140	33.105	17.558	266.5	1:14.803		11:08
5	24.027	32.890	17.774	265.2	1:14.691		11:09
6	23.742	32.446	47.357	263.3	1:43.545P	30.055	11:11
7	27.588	32.698	17.621	263.9	1:17.907		11:12
8	24.854	32.830	17.538	266.5	1:15.222		11:13
9	24.021	32.415	17.519	267.8	1:13.955		11:15
10	23.855	32.529	17.545	267.8	1:13.929		11:16
11	23.979	32.891	17.573	265.2	1:14.443		11:17
12	24.178	32.782	17.576	267.8	1:14.536		11:18
13	23.894	32.635	17.590	267.8	1:14.119		11:20
14	24.244	32.487	17.639	267.8	1:14.370		11:21
15	24.121	32.562	17.460	265.9	1:14.143		11:22
16	24.050	32.304	17.291	271.8	1:13.645		11:23
17	24.433	32.488	17.521	267.2	1:14.442		11:25
18	23.972	32.207	17.582	271.8	1:13.761		11:26

GER - GERMANY

Lap	Sector 1	Sector 2	Sector 3	Top Spd	Lap Time	P. Time	Hour
1	34.638	34.150	18.341	262.7	1:27.129		11:04
2	24.416	33.237	17.940	263.9	1:15.593		11:05
3	24.366	33.282	17.736	264.6	1:15.384		11:07
4	24.041	33.045	17.710	264.6	1:14.796		11:08
5	24.083	32.900	47.184	262.7	1:44.167P	29.780	11:10
6	27.489	32.607	17.734	261.4	1:17.830		11:11
7	23.862	32.788	17.624	260.8	1:14.274		11:12
8	23.953	32.593	17.592	263.3	1:14.138		11:13
9	23.796	32.694	17.550	264.6	1:14.040		11:15
10	23.920	32.674	17.543	267.8	1:14.137		11:16
11	23.992	32.441	17.635	263.3	1:14.068		11:17
12	23.965	32.454	17.625	265.2	1:14.044		11:18
13	23.785	32.688	17.660	266.5	1:14.133		11:20
14	24.110	32.483	17.602	264.6	1:14.195		11:21



BRANDS HATCH

A1GP WORLD CUP OF MOTORSPORT

Sprint Race

Analysis



P Crossing the finish line in pit lane

15	24.105	32.461	17.595	262.7	1:14.161		11:22	2	23.858	32.291	17.618	263.3	1:13.767		11:05
16	23.970	32.539	17.582	263.9	1:14.091		11:23	3	23.682	32.120	17.433	263.9	1:13.235		11:07
17	23.885	32.526	17.628	265.2	1:14.039		11:25	4	23.812	32.049	17.538	264.6	1:13.399		11:08
18	24.091	32.691	17.650	262.1	1:14.432		11:26	5	23.740	32.157	17.556	264.6	1:13.453		11:09

INA - INDONESIA

Lap	Sector 1	Sector 2	Sector 3	Top Spd	Lap Time	P. Time	Hour
1	33.498	34.193	18.311	266.5	1:26.002		11:04
2	24.283	32.852	17.908	271.8	1:15.043		11:05
3	24.277	32.931	17.948	267.2	1:15.156		11:07
4	24.264	32.746	17.812	273.8	1:14.822		11:08
5	24.082	32.708	17.732	267.2	1:14.522		11:09
6	24.078	32.502	17.789	265.9	1:14.369		11:10
7	23.885	32.631	49.011	265.9	1:45.527P	31.678	11:12
8	28.730	32.602	17.706	266.5	1:19.038		11:13
9	23.837	32.378	17.649	267.2	1:13.864		11:15
10	23.816	32.569	17.603	267.8	1:13.988		11:16
11	24.138	32.299	17.646	273.8	1:14.083		11:17
12	24.118	32.445	17.806	267.2	1:14.369		11:18
13	24.028	32.437	17.733	267.2	1:14.198		11:20
14	24.312	32.477	17.862	267.2	1:14.651		11:21
15	24.044	32.478	17.630	267.2	1:14.152		11:22
16	23.965	32.355	17.681	266.5	1:14.001		11:23
17	24.104	32.397	17.588	267.8	1:14.089		11:25
18	24.117	32.187	17.685	272.5	1:13.989		11:26

IND - INDIA

Lap	Sector 1	Sector 2	Sector 3	Top Spd	Lap Time	P. Time	Hour
1	31.498	32.934	17.899	266.5	1:22.331		11:04
2	24.134	32.590	17.467	269.1	1:14.191		11:05
3	23.959	32.316	17.423	267.2	1:13.698		11:07
4	23.790	32.227	17.413	267.8	1:13.430		11:08
5	24.073	32.317	43.503	267.2	1:39.893P	26.861	11:09
6	27.473	31.936	17.295	269.8	1:16.704		11:11
7	23.694	31.799	17.333	265.9	1:12.826		11:12
8	23.662	32.279	17.239	265.9	1:13.180		11:13
9	23.714	32.042	17.474	265.9	1:13.230		11:14
10	23.691	31.980	17.400	266.5	1:13.071		11:16
11	23.561	31.953	17.457	265.9	1:12.971		11:17
12	23.702	31.971	17.473	268.5	1:13.146		11:18
13	24.010	32.430	17.472	266.5	1:13.912		11:19
14	23.728	32.377	17.641	266.5	1:13.746		11:21
15	23.902	32.206	17.512	267.2	1:13.620		11:22
16	24.045	32.573	17.641	270.4	1:14.259		11:23
17	23.742	31.967	17.359	267.2	1:13.068		11:24
18	23.547	31.741	17.370	271.8	1:12.658		11:25

IRL - IRELAND

Lap	Sector 1	Sector 2	Sector 3	Top Spd	Lap Time	P. Time	Hour
1	29.657	32.550	17.737	263.3	1:19.944		11:04

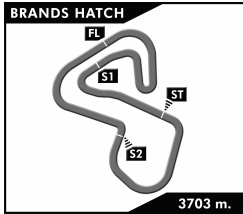
2	23.858	32.291	17.618	263.3	1:13.767		11:05
3	23.682	32.120	17.433	263.9	1:13.235		11:07
4	23.812	32.049	17.538	264.6	1:13.399		11:08
5	23.740	32.157	17.556	264.6	1:13.453		11:09
6	23.863	32.380	44.921	263.9	1:41.164P	27.420	11:11
7	27.273	32.004	17.287	264.6	1:16.564		11:12
8	23.359	31.654	17.263	267.2	1:12.276		11:13
9	23.396	31.820	17.261	264.6	1:12.477		11:14
10	23.458	31.920	17.426	264.6	1:12.804		11:16
11	23.423	31.880	17.272	264.6	1:12.575		11:17
12	23.629	32.040	17.266	265.9	1:12.935		11:18
13	23.430	31.806	17.306	265.9	1:12.542		11:19
14	23.732	31.740	17.396	265.2	1:12.868		11:20
15	24.164	31.967	17.409	263.9	1:13.540		11:22
16	23.993	31.841	17.360	261.4	1:13.194		11:23
17	23.570	31.966	17.333	263.9	1:12.869		11:24
18	23.683	31.968	17.447	262.1	1:13.098		11:25

ITA - ITALY

Lap	Sector 1	Sector 2	Sector 3	Top Spd	Lap Time	P. Time	Hour
1	34.113	34.339	18.094	265.9	1:26.546		11:04
2	24.671	33.154	17.717	265.9	1:15.542		11:05
3	24.240	32.978	17.846	265.9	1:15.064		11:07
4	24.145	32.960	17.840	275.2	1:14.945		11:08
5	24.052	32.751	46.089	266.5	1:42.892P	28.966	11:10
6	27.485	32.144	17.439	266.5	1:17.068		11:11
7	24.324	32.905	17.734	265.9	1:14.963		11:12
8	24.402	32.278	17.531	265.2	1:14.211		11:13
9	23.701	32.485	17.717	266.5	1:13.903		11:15
10	23.925	32.458	17.744	264.6	1:14.127		11:16
11	24.480	32.566	17.466	266.5	1:14.512		11:17
12	23.729	32.476	17.622	267.2	1:13.827		11:18
13	24.153	32.976	17.518	266.5	1:14.647		11:20
14	24.273	32.010	17.519	265.9	1:13.802		11:21
15	23.784	32.341	17.465	265.9	1:13.590		11:22
16	23.685	32.357	17.423	263.9	1:13.465		11:23
17	23.809	32.061	17.496	268.5	1:13.366		11:25
18	23.866	31.879	17.551	270.4	1:13.296		11:26

LEB - LEBANON

Lap	Sector 1	Sector 2	Sector 3	Top Spd	Lap Time	P. Time	Hour
1	33.033	34.038	18.423	267.8	1:25.494		11:04
2	23.921	32.962	17.906	266.5	1:14.789		11:05
3	24.389	33.044	17.946	268.5	1:15.379		11:07
4	24.418	32.643	17.749	267.2	1:14.810		11:08
5	24.084	32.611	17.603	265.2	1:14.298		11:09
6	24.094	32.506	46.454	265.9	1:43.054P	29.106	11:11
7	28.331	32.786	17.738	269.8	1:18.855		11:12
8	23.896	32.400	17.643	265.9	1:13.939		11:13
9	23.770	32.515	17.689	266.5	1:13.974		11:15
10	23.790	32.659	17.745	264.6	1:14.194		11:16



BRANDS HATCH

A1GP WORLD CUP OF MOTORSPORT

Sprint Race

Analysis



P Crossing the finish line in pit lane

11	23.748	32.341	17.617	265.9	1:13.706		11:17
12	23.900	32.437	17.589	267.2	1:13.926		11:18
13	24.907	32.469	17.622	271.8	1:14.998		11:20
3	24.054	33.336	17.989	267.8	1:15.379		11:07
4	24.312	33.090	17.769	266.5	1:15.171		11:08
5	24.129	32.845	17.890	263.9	1:14.864		11:09
6	23.851	33.021	17.839	265.2	1:14.711		11:10
7	23.717	32.485	17.609	267.2	1:13.811		11:12
8	24.137	32.456	17.609	59.017	263.9	1:55.610P	42.097 11:14

MAL - MALAYSIA

Lap	Sector 1	Sector 2	Sector 3	Top Spd	Lap Time	P. Time	Hour
1	36.036	34.917	18.681	263.3	1:29.634		11:04
2	24.460	33.988	18.434	265.2	1:16.882		11:06
3	24.150	33.460	17.936	267.8	1:15.546		11:07
4	24.194	33.150	17.985	264.6	1:15.329		11:08
5	25.101	33.564	46.762	263.9	1:45.427P	28.910	11:10
6	28.663	33.169	17.863	262.7	1:19.695		11:11
7	23.745	32.811	17.787	265.2	1:14.343		11:12
8	23.641	32.885	17.651	264.6	1:14.177		11:14
9	24.100	32.820	17.773	266.5	1:14.693		11:15
10	24.014	33.064	17.726	265.2	1:14.804		11:16
11	23.748	32.650	17.899	265.2	1:14.297		11:17
12	23.697	32.584	17.794	273.8	1:14.075		11:19
13	23.802	32.661	17.808	273.1	1:14.271		11:20
14	23.892	32.981	17.798	266.5	1:14.671		11:21
15	23.775	32.520	17.579	269.1	1:13.874		11:22
16	23.761	32.762	17.614	267.2	1:14.137		11:24
17	23.837	32.459	17.662	273.8	1:13.958		11:25
18	23.913	32.706	17.800	265.9	1:14.419		11:26

MEX - MEXICO

Lap	Sector 1	Sector 2	Sector 3	Top Spd	Lap Time	P. Time	Hour
1	28.770	33.022	17.773	260.2	1:19.565		11:04
2	23.695	32.351	17.525	262.1	1:13.571		11:05
3	23.582	32.157	17.497	262.7	1:13.236		11:07
4	23.475	32.328	17.493	263.3	1:13.296		11:08
5	23.632	32.230	17.481	261.4	1:13.343		11:09
6	23.484	32.090	48.185	262.7	1:43.759P	31.181	11:11
7	27.968	32.346	17.613	263.9	1:17.927		11:12
8	23.786	32.462	17.400	263.9	1:13.648		11:13
9	24.136	32.205	17.579	265.9	1:13.920		11:14
10	23.763	32.249	17.561	265.2	1:13.573		11:16
11	23.827	32.097	17.674	269.1	1:13.598		11:17
12	23.764	31.956	17.622	270.4	1:13.342		11:18
13	23.774	32.145	17.491	265.2	1:13.410		11:19
14	23.672	32.048	17.594	265.2	1:13.314		11:21
15	23.906	32.422	17.475	265.2	1:13.803		11:22
16	23.831	32.306	17.520	264.6	1:13.657		11:23
17	23.874	32.117	17.632	265.2	1:13.623		11:24
18	24.183	32.515	17.761	265.9	1:14.459		11:25

MON - MONACO

Lap	Sector 1	Sector 2	Sector 3	Top Spd	Lap Time	P. Time	Hour
1	35.089	34.419	18.542	266.5	1:28.050		11:04
2	24.426	33.449	18.051	266.5	1:15.926		11:05

NED - NETHERLANDS

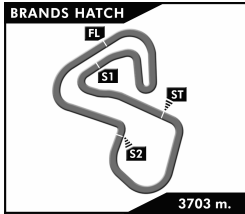
Lap	Sector 1	Sector 2	Sector 3	Top Spd	Lap Time	P. Time	Hour
1	31.886	33.118	18.020	265.2	1:23.024		11:04
2	23.874	32.792	17.851	265.2	1:14.517		11:05
3	23.912	32.693	17.736	261.4	1:14.341		11:07
4	23.684	32.555	17.740	260.2	1:13.979		11:08
5	23.725	32.331	17.791	262.1	1:13.847		11:09
6	23.549	32.139	17.709	260.8	1:13.397		11:10
7	23.608	31.998	45.480	266.5	1:41.086P	28.142	11:12
8	27.584	32.079	17.445	260.2	1:17.108		11:13
9	23.635	32.001	17.532	262.7	1:13.168		11:14
10	23.523	32.185	17.618	262.7	1:13.326		11:16
11	23.839	32.196	17.637	262.1	1:13.672		11:17
12	23.691	32.176	17.660	264.6	1:13.527		11:18
13	23.598	32.100	17.616	265.2	1:13.314		11:19
14	23.666	32.118	17.663	271.1	1:13.447		11:21
15	23.873	32.198	17.628	263.9	1:13.699		11:22
16	23.865	32.214	17.531	263.9	1:13.610		11:23
17	23.766	32.080	17.692	269.8	1:13.538		11:24
18	23.864	32.230	17.793	269.1	1:13.887		11:26

NZL - NEW ZEALAND

Lap	Sector 1	Sector 2	Sector 3	Top Spd	Lap Time	P. Time	Hour
1	32.120	33.284	17.958	265.9	1:23.362		11:04
2	24.021	32.687	17.761	266.5	1:14.469		11:05
3	23.906	34.680	17.649	255.3	1:16.235		11:07
4	23.589	32.398	17.570	262.1	1:13.557		11:08
5	23.661	32.469	17.514	262.7	1:13.644		11:09
6	23.665	32.222	17.621	262.1	1:13.508		11:10
7	23.592	32.096	53.258	269.8	1:48.946P	36.214	11:12
8	28.003	32.359	17.743	266.5	1:18.105		11:13
9	24.015	32.079	17.439	265.2	1:13.533		11:15
10	24.137	32.354	17.552	265.2	1:14.043		11:16
11	23.924	32.212	17.483	265.2	1:13.619		11:17
12	23.823	32.397	17.474	267.2	1:13.694		11:18
13	24.783	32.608	17.569	266.5	1:14.960		11:20

POR - PORTUGAL

Lap	Sector 1	Sector 2	Sector 3	Top Spd	Lap Time	P. Time	Hour
1	31.104	33.087	17.751	267.2	1:21.942		11:04
2	24.096	32.553	17.566	266.5	1:14.215		11:05
3	23.725	32.311	17.509	268.5	1:13.545		11:07
4	23.704	32.273	17.523	268.5	1:13.500		11:08



BRANDS HATCH

A1GP WORLD CUP OF MOTORSPORT

Sprint Race

Analysis



P Crossing the finish line in pit lane

5	23.686	32.331	17.550	269.1	1:13.567		11:09	14	23.802	32.406	17.653	266.5	1:13.861	11:21
6	23.744	32.306	17.530	267.8	1:13.580		11:10	15	23.951	32.252	17.535	265.2	1:13.738	11:22
7	23.620	32.205	17.374	269.8	1:13.199		11:11	16	24.067	32.435	17.605	265.2	1:14.107	11:23
8	23.697	32.208	45.261	268.5	1:41.166P	28.404	11:13	17	23.991	32.404	17.670	267.2	1:14.065	11:24
9	28.624	32.255	17.530	271.1	1:18.409		11:14	18	24.028	32.328	17.635	270.4	1:13.991	11:26
10	23.724	32.107	17.405	275.2	1:13.236		11:16							
11	24.294	32.287	17.484	274.5	1:14.065		11:17							
12	23.852	32.171	17.453	271.1	1:13.476		11:18							
13	23.708	32.215	17.497	276.6	1:13.420		11:19							
14	23.899	32.242	17.370	271.8	1:13.511		11:21							
15	23.941	32.187	17.458	270.4	1:13.586		11:22							
16	23.991	32.251	17.385	269.8	1:13.627		11:23							
17	23.979	32.300	17.509	273.1	1:13.788		11:24							
18	23.831	32.498	17.561	277.3	1:13.890		11:26							

USA - USA

Lap	Sector 1	Sector 2	Sector 3	Top Spd	Lap Time	P. Time	Hour
1	30.417	32.398	17.723	262.1	1:20.538		11:04
2	23.875	32.437	17.725	263.9	1:14.037		11:05
3	23.687	32.421	17.582	263.3	1:13.690		11:07
4	23.737	32.668	17.605	262.7	1:14.010		11:08
5	23.837	32.057	17.437	262.7	1:13.331		11:09
6	23.640	32.127	17.562	263.3	1:13.329		11:10
7	23.737	31.883	17.416	267.8	1:13.036		11:11
8	23.593	32.092	45.911	261.4	1:41.596P	28.349	11:13
9	28.083	32.115	17.367	263.9	1:17.565		11:14
10	23.487	31.895	19.484	264.6	1:14.866		11:16
11	24.204	32.145	17.473	265.2	1:13.822		11:17
12	23.864	31.958	17.585	265.9	1:13.407		11:18
13	24.008	31.975	17.548	266.5	1:13.531		11:19
14	23.835	31.911	17.567	266.5	1:13.313		11:21
15	23.892	32.261	17.589	266.5	1:13.742		11:22
16	23.923	32.081	17.699	272.5	1:13.703		11:23
17	23.870	32.173	17.497	267.2	1:13.540		11:24
18	24.103	32.614	17.620	267.2	1:14.337		11:26

RSA - SOUTH AFRICA

Lap	Sector 1	Sector 2	Sector 3	Top Spd	Lap Time	P. Time	Hour
1	35.456	34.421	18.350	267.2	1:28.227		11:04
2	24.579	33.492	18.037	266.5	1:16.108		11:05
3	24.238	33.229	17.856	265.9	1:15.323		11:07
4	24.348	33.291	17.709	271.8	1:15.348		11:08
5	24.100	33.027	17.843	267.8	1:14.970		11:09
6	24.309	33.147	17.791	267.8	1:15.247		11:11
7	24.263	32.969	17.743	267.8	1:14.975		11:12
8	24.042	32.980	49.092	266.5	1:46.114P	31.536	11:14
9	28.476	32.705	17.679	266.5	1:18.860		11:15
10	23.793	32.398	17.673	267.8	1:13.864		11:16
11	23.894	32.440	17.632	265.9	1:13.966		11:17
12	23.906	32.351	17.684	267.8	1:13.941		11:19
13	23.836	32.418	17.750	267.2	1:14.004		11:20
14	23.881	32.650	17.851	266.5	1:14.382		11:21
15	24.373	32.594	17.641	267.8	1:14.608		11:22
16	24.153	32.422	17.638	272.5	1:14.213		11:23
17	24.266	32.808	17.694	267.8	1:14.768		11:25
18	24.044	32.511	17.719	266.5	1:14.274		11:26

SUI - SWITZERLAND

Lap	Sector 1	Sector 2	Sector 3	Top Spd	Lap Time	P. Time	Hour
1	32.548	33.449	17.958	270.4	1:23.955		11:04
2	24.225	32.847	17.641	265.9	1:14.713		11:05
3	25.571	32.969	17.858	265.9	1:16.398		11:07
4	24.198	32.429	17.586	267.2	1:14.213		11:08
5	23.799	32.637	17.676	267.2	1:14.112		11:09
6	23.888	32.598	17.606	265.2	1:14.092		11:10
7	23.757	32.506	44.726	263.3	1:40.989P	27.085	11:12
8	28.212	32.520	17.719	266.5	1:18.451		11:13
9	23.741	32.232	17.574	266.5	1:13.547		11:15
10	23.718	32.098	17.626	265.2	1:13.442		11:16
11	23.758	32.292	17.573	264.6	1:13.623		11:17
12	23.859	32.227	17.664	267.2	1:13.750		11:18
13	23.827	32.403	17.647	267.2	1:13.877		11:20