

BRANDS HATCH

A1GP WORLD CUP OF MOTORSPORT

Official Practice 3

Analysis



P Crossing the finish line in pit lane

AUS - AUSTRALIA

Lap	Sector 1	Sector 2	Sector 3	Top Spd	Lap Time	D. Time
1	1:11.953	36.014	18.775	257.7	2:06.742	10:52
2	24.499	33.154	18.130	262.1	1:15.783	10:53
3	24.271	34.790	18.796	262.7	1:17.857	10:54
4	24.151	33.173	17.937	262.1	1:15.261	10:55
5	25.121	33.007	17.767	262.1	1:15.895	10:57
6	23.990	32.820	17.944	260.8	1:14.754	10:58
7	24.265	32.636	5:45.482	263.9	6:42.383P	11:05
8	29.478	33.254	18.071	259.0	1:20.803	11:06
9	23.967	32.819	17.966	261.4	1:14.752	11:07
10	23.811	32.353	17.710	261.4	1:13.874	11:08
11	23.703	32.403	17.577	261.4	1:13.683	11:10
12	24.523	34.754	7:04.314	262.1	8:03.591P	11:18
13	29.593	33.892	18.202	259.6	1:21.687	11:19
14	24.146	33.234	17.878	261.4	1:15.258	11:20
15	24.113	32.749	17.990	262.7	1:14.852	11:22
16	41.333	33.874	42.955	261.4	1:58.162P	11:24
17	28.518	33.120	41.340	260.2	1:42.978P	11:25
18	28.609	33.001	17.882	260.8	1:19.492	11:27
19	24.017	32.508	17.732	263.9	1:14.257	11:28
20	23.951	32.658	2:08.041	263.3	3:04.650P	11:31
21	29.450	33.385	...	263.3	13:47.529P	11:45

BRA - BRAZIL

Lap	Sector 1	Sector 2	Sector 3	Top Spd	Lap Time	D. Time
1	59.051	39.796	19.837	225.0	1:58.684	10:51
2	26.301	35.166	18.682	260.8	1:20.149	10:53
3	24.808	35.388	18.342	260.2	1:18.538	10:54
4	24.845	33.323	17.929	261.4	1:16.097	10:55
5	24.828	34.083	17.875	260.8	1:16.786	10:57
6	24.395	33.068	17.613	260.2	1:15.076	10:58
7	24.172	32.763	17.691	261.4	1:14.626	10:59
8	24.055	32.456	17.533	262.7	1:14.044	11:00
9	24.253	33.290	4:49.018	261.4	5:46.561P	11:06
10	32.926	34.386	18.017	260.2	1:25.329	11:08
11	24.144	32.891	18.348	259.6	1:15.383	11:09
12	24.172	32.519	17.771	260.8	1:14.462	11:10
13	24.217	32.922	17.827	262.1	1:14.966	11:11
14	24.043	32.849	17.749	262.7	1:14.641	11:13
15	24.098	32.710	17.696	260.8	1:14.504	11:14
16	25.481	33.557	17.929	260.8	1:16.967	11:15
17	26.866	36.022	7:00.940	260.2	8:03.828P	11:23
18	30.454	33.734	17.979	259.0	1:22.167	11:25
19	24.174	32.535	17.835	262.1	1:14.544	11:26
20	24.010	32.572	17.709	262.7	1:14.291	11:27
21	23.943	32.678	17.658	263.9	1:14.279	11:28
22	23.981	32.324	17.754	263.3	1:14.059	11:29
23	23.943	...	8:25.017	262.7	20:35.072P	11:50

CHN - CHINA

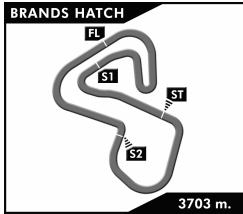
Lap	Sector 1	Sector 2	Sector 3	Top Spd	Lap Time	D. Time
1	46.351	37.549	19.467	259.6	1:43.367	10:51
2	24.513	33.761	18.210	263.9	1:16.484	10:52
3	24.258	33.316	18.013	263.9	1:15.587	10:54
4	24.237	33.501	19.016	263.3	1:16.754	10:55
5	24.388	32.980	17.965	265.9	1:15.333	10:56
6	24.327	33.217	18.022	265.2	1:15.566	10:58
7	24.180	33.033	17.920	264.6	1:15.133	10:59
8	24.312	33.381	5:41.738	263.9	6:39.431P	11:05
9	34.303	34.013	18.255	263.3	1:26.571	11:07
10	24.137	32.971	17.877	263.9	1:14.985	11:08
11	25.029	36.589	...	233.1	13:07.781P	11:21
12	30.059	34.825	18.471	262.7	1:23.355	11:23
13	24.122	32.839	17.902	263.9	1:14.863	11:24
14	23.988	32.815	17.911	263.9	1:14.714	11:25
15	24.699	33.731	7:25.057	264.6	8:23.487P	11:34
16	32.490	46.276	9:47.462	204.9	11:06.228P	11:45
17	33.768	34.105	18.436	262.7	1:26.309	11:46
18	24.113	32.580	17.756	269.8	1:14.449	11:47

FRA - FRANCE

Lap	Sector 1	Sector 2	Sector 3	Top Spd	Lap Time	D. Time
1	38.161	34.078	19.574	262.7	1:31.813	10:51
2	24.254	34.846	22.398	264.6	1:21.498	10:52
3	24.234	33.349	17.619	263.9	1:15.202	10:54
4	24.264	32.876	17.562	265.9	1:14.702	10:55
5	23.817	32.526	17.535	264.6	1:13.878	10:56
6	23.882	35.215	18.425	264.6	1:17.522	10:57
7	24.211	35.598	8:21.489	265.2	9:21.298P	11:07
8	30.351	33.194	17.567	263.3	1:21.112	11:08
9	23.869	32.480	17.434	263.9	1:13.783	11:09
10	23.840	32.517	17.472	262.7	1:13.829	11:11
11	24.113	33.656	17.675	262.7	1:15.444	11:12
12	23.995	32.502	...	265.2	14:07.118P	11:26
13	30.177	32.753	17.654	263.9	1:20.584	11:27
14	23.913	32.327	17.594	265.9	1:13.834	11:29
15	23.807	32.183	17.490	266.5	1:13.480	11:30
16	25.008	41.222	3:07.192	217.9	4:13.422P	11:34
17	11:03.291P	11:45
18	32.119	33.573	17.738	262.7	1:23.430	11:46
19	23.972	32.397	17.668	264.6	1:14.037	11:48

GBR - GREAT BRITAIN

Lap	Sector 1	Sector 2	Sector 3	Top Spd	Lap Time	D. Time
1	1:40.992	36.428	18.494	260.2	2:35.914	10:52
2	26.634	33.622	17.965	262.1	1:18.221	10:53
3	23.968	33.127	17.767	262.7	1:14.862	10:55
4	23.868	33.054	17.709	263.9	1:14.631	10:56



BRANDS HATCH

A1GP WORLD CUP OF MOTORSPORT

Official Practice 3

Analysis



P Crossing the finish line in pit lane

5	23.756	32.908	17.670	262.7	1:14.334	10:57
6	23.834	36.295	9:07.238	262.7	10:07.367P	11:07
7	30.541	33.134	17.778	259.0	1:21.453	11:09
8	25.163	35.730	18.077	260.2	1:18.970	11:10
9	24.154	32.831	17.794	263.3	1:14.779	11:11
10	24.788	33.434	18.028	263.3	1:16.250	11:12
11	23.945	32.628	17.654	263.3	1:14.227	11:14
12	27.909	32.414	6:44.864	261.4	7:45.187P	11:21
13	29.596	32.735	17.777	260.8	1:20.108	11:23
14	35.809	36.295	8:42.519	261.4	9:54.623P	11:33
15	30.593	32.877	17.972	261.4	1:21.442	11:34
16	27.555	42.227	9:34.091	196.4	10:43.873P	11:45
17	31.119	35.045	17.900	207.2	1:24.064	11:46
18	24.765	32.949	17.542	261.4	1:15.256	11:47

GER - GERMANY

Lap	Sector 1	Sector 2	Sector 3	Top Spd	Lap Time	D. Time
1	9:54.443	36.298	18.228	247.9	10:48.969	11:00
2	24.537	33.103	17.972	260.8	1:15.612	11:02
3	24.276	32.758	17.853	261.4	1:14.887	11:03
4	24.181	32.452	17.692	261.4	1:14.325	11:04
5	24.308	33.286	7:46.442	260.8	8:44.036P	11:13
6	30.800	33.415	17.874	257.7	1:22.089	11:14
7	25.948	32.670	17.864	259.6	1:16.482	11:15
8	25.837	33.972	17.928	259.0	1:17.737	11:17
9	25.178	32.849	4:48.918	261.4	5:46.945P	11:23
10	29.177	32.809	17.867	259.6	1:19.853	11:24
11	23.988	32.409	17.712	260.2	1:14.109	11:25
12	24.051	32.648	17.642	260.2	1:14.341	11:26
13	24.035	33.284	...	263.3	17:46.689P	11:44
14	59.575	33.307	17.934	259.0	1:50.816	11:46
15	24.045	32.808	17.684	260.8	1:14.537	11:47

INA - INDONESIA

Lap	Sector 1	Sector 2	Sector 3	Top Spd	Lap Time	D. Time
1	50.084	36.254	19.112	261.4	1:45.450	10:51
2	24.581	33.520	18.043	263.9	1:16.144	10:53
3	24.476	33.471	17.962	263.9	1:15.909	10:54
4	24.479	33.013	17.930	265.2	1:15.422	10:55
5	24.361	33.023	17.959	266.5	1:15.343	10:56
6	24.350	33.028	18.138	265.9	1:15.516	10:58
7	25.839	36.781	7:21.935	262.7	8:24.555P	11:06
8	32.395	34.107	18.150	260.2	1:24.652	11:07
9	24.528	33.075	17.919	263.3	1:15.522	11:09
10	24.669	32.979	17.907	263.9	1:15.555	11:10
11	24.122	32.725	17.783	262.7	1:14.630	11:11
12	24.019	32.478	17.835	263.9	1:14.332	11:12
13	24.237	33.988	7:06.066	263.3	8:04.291P	11:20
14	32.444	33.421	17.824	262.1	1:23.689	11:22
15	23.750	31.935	17.210	270.4	1:12.895	11:23
16	23.424	32.049	6:47.435	271.8	7:42.908P	11:31

17	33.760	35.594	18.875	262.1	1:28.229	11:32
18	25.964	32.767	20.411	262.7	1:19.142	11:34
19	29.602	46.395	...	164.1	12:24.952P	11:46
20	37.764	35.139	18.745	262.1	1:31.648	11:48

IND - INDIA

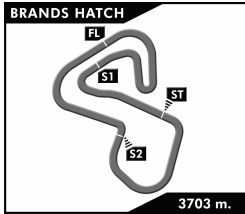
Lap	Sector 1	Sector 2	Sector 3	Top Spd	Lap Time	D. Time
1	6:27.582	36.400	19.932	260.8	7:23.914	10:57
2	24.193	32.929	17.581	260.8	1:14.703	10:58
3	24.462	33.201	17.390	263.9	1:15.053	10:59
4	23.780	31.884	17.332	264.6	1:12.996	11:01
5	23.797	33.664	17.522	262.7	1:14.983	11:02
6	24.266	32.164	6:06.055	265.9	7:02.485P	11:09
7	33.648	21:45.398P	11:31
8	33.302	36.620	18.264	262.7	1:28.186	11:32

IRL - IRELAND

Lap	Sector 1	Sector 2	Sector 3	Top Spd	Lap Time	D. Time
1	3:54.147	36.558	...	262.7	16:50.054P	11:06
2	28.548	33.045	17.877	260.2	1:19.470	11:08
3	24.023	32.300	17.669	262.7	1:13.992	11:09
4	23.812	32.320	17.707	262.1	1:13.839	11:10
5	24.010	32.495	17.684	264.6	1:14.189	11:11
6	24.711	32.597	9:18.706	264.6	10:16.014P	11:22
7	28.736	32.929	17.713	262.1	1:19.378	11:23
8	24.526	33.103	17.685	263.3	1:15.314	11:24
9	23.819	32.302	17.576	260.8	1:13.697	11:25
10	23.594	32.283	17.558	264.6	1:13.435	11:27

ITA - ITALY

Lap	Sector 1	Sector 2	Sector 3	Top Spd	Lap Time	D. Time
1	6:56.084	37.379	19.250	251.3	7:52.713	10:57
2	24.951	33.533	18.195	257.7	1:16.679	10:59
3	24.316	35.794	18.146	253.0	1:18.256	11:00
4	24.292	33.553	18.061	262.1	1:15.906	11:01
5	24.356	32.937	18.110	262.7	1:15.403	11:02
6	24.256	32.655	17.894	261.4	1:14.805	11:04
7	25.092	36.953	4:25.427	261.4	5:27.472P	11:09
8	31.841	38.081	18.149	186.1	1:28.071	11:11
9	24.157	32.897	17.794	262.1	1:14.848	11:12
10	23.926	32.976	7:41.860	263.9	8:38.762P	11:21
11	30.796	35.916	18.351	179.1	1:25.063	11:22
12	23.895	32.698	17.937	262.1	1:14.530	11:23
13	23.818	33.671	18.068	261.4	1:15.557	11:24
14	23.772	32.540	17.740	262.1	1:14.052	11:26
15	25.531	33.336	7:09.194	262.7	8:08.061P	11:34
16	31.421	36.497	...	258.4	11:14.809P	11:45
17	31.293	34.827	18.842	263.3	1:24.962	11:46
18	23.712	33.061	18.163	262.7	1:14.936	11:48



BRANDS HATCH

A1GP WORLD CUP OF MOTORSPORT

Official Practice 3

Analysis



P Crossing the finish line in pit lane

LEB - LEBANON

Lap	Sector 1	Sector 2	Sector 3	Top Spd	Lap Time	D. Time
1	1:50.912	34.163	18.396	260.8	2:43.471	10:52
2	24.253	32.700	17.768	262.7	1:14.721	10:53
3	24.063	33.210	18.814	264.6	1:16.087	10:55
4	24.205	32.882	17.871	264.6	1:14.958	10:56
5	25.224	34.990	7:07.911	261.4	8:08.125P	11:04
6	29.505	33.776	17.957	259.6	1:21.238	11:05
7	24.022	32.056	17.633	267.2	1:13.711	11:07
8	23.801	32.223	17.675	267.8	1:13.699	11:08
9	23.938	32.157	17.484	264.6	1:13.579	11:09
10	23.883	32.461	17.617	265.9	1:13.961	11:10
11	26.662	35.749	6:28.545	260.2	7:30.956P	11:18
12	29.660	32.979	17.992	262.1	1:20.631	11:19
13	24.032	32.801	17.659	262.1	1:14.492	11:20
14	25.187	33.171	18.097	264.6	1:16.455	11:22
15	25.932	36.310	6:38.491	262.7	7:40.733P	11:29
16	31.544	36.729	19.226	261.4	1:27.499	11:31
17	24.759	34.384	19.177	263.3	1:18.320	11:32

MAL - MALAYSIA

Lap	Sector 1	Sector 2	Sector 3	Top Spd	Lap Time	D. Time
1	47.435	39.961	19.201	256.5	1:46.597	10:51
2	24.886	34.201	18.086	263.3	1:17.173	10:53
3	24.152	54.241	20.299	263.3	1:38.692	10:54
4	25.033	35.469	18.095	241.3	1:18.597	10:56
5	25.104	33.514	18.087	264.6	1:16.705	10:57
6	24.055	33.232	17.785	262.7	1:15.072	10:58
7	30.686	37.720	8:35.459	260.8	9:43.865P	11:08
8	31.242	36.909	17.947	250.7	1:26.098	11:09
9	24.393	33.090	17.748	263.3	1:15.231	11:10
10	25.245	33.484	17.996	262.7	1:16.725	11:12
11	23.846	33.199	17.822	262.1	1:14.867	11:13
12	25.195	35.743	8:41.144	255.9	9:42.082P	11:23
13	38.855	36.304	17.954	257.7	1:33.113	11:24
14	24.674	33.708	17.829	260.8	1:16.211	11:26
15	23.905	34.841	18.062	262.1	1:16.808	11:27
16	24.048	33.133	17.932	263.9	1:15.113	11:28
17	24.006	32.926	17.813	261.4	1:14.745	11:29
18	24.616	33.490	17.833	263.3	1:15.939	11:31
19	24.382	38.244	...	261.4	14:08.217P	11:45
20	32.555	35.404	18.566	261.4	1:26.525	11:46
21	24.840	36.237	18.183	250.7	1:19.260	11:47

MEX - MEXICO

Lap	Sector 1	Sector 2	Sector 3	Top Spd	Lap Time	D. Time
1	34.493	35.097	18.638	255.3	1:28.228	10:51
2	24.464	37.435	18.317	261.4	1:20.216	10:52
3	24.305	32.981	17.686	260.2	1:14.972	10:54

4	23.873	32.578	17.640	262.7	1:14.091	10:55
5	30.711	35.334	17.618	259.6	1:23.663	10:56
6	23.805	32.740	17.765	260.2	1:14.310	10:57
7	26.062	33.389	5:56.781	261.4	6:56.232P	11:04
8	29.831	32.881	17.831	259.0	1:20.543	11:06
9	23.736	32.203	18.073	267.2	1:14.012	11:07
10	31.453	35.673	17.766	260.8	1:24.892	11:08
11	24.008	32.354	17.661	260.8	1:14.023	11:10
12	23.849	32.356	17.774	262.1	1:13.979	11:11
13	24.116	34.261	5:55.394	249.0	6:53.771P	11:18
14	30.885	32.718	17.648	260.2	1:21.251	11:19
15	23.925	32.520	17.637	261.4	1:14.082	11:20
16	26.255	33.008	17.595	262.1	1:16.858	11:22
17	23.829	32.514	17.677	263.9	1:14.020	11:23
18	28.266	34.186	9:37.971	259.0	10:40.423P	11:33
19	32.418	44.052	...	166.4	12:38.557P	11:46
20	31.818	34.353	17.964	260.8	1:24.135	11:48

MON - MONACO

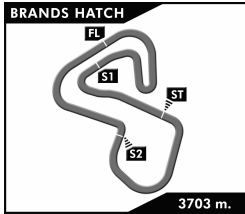
Lap	Sector 1	Sector 2	Sector 3	Top Spd	Lap Time	D. Time
1	8:36.393	34.152	18.353	262.7	9:28.898	10:59
2	24.915	32.721	17.683	263.9	1:15.319	11:00
3	23.586	32.203	17.632	263.9	1:13.421	11:01
4	23.600	32.222	17.457	263.9	1:13.279	11:03
5	23.577	32.358	7:18.974	263.9	8:14.909P	11:11
6	30.073	35.450	18.550	262.1	1:24.073	11:12
7	23.736	32.565	17.742	263.3	1:14.043	11:14
8	24.671	32.543	17.621	263.3	1:14.835	11:15
9	26.262	32.717	7:27.016	263.3	8:25.995P	11:23
10	31.818	35.005	19.828	262.7	1:26.651	11:25
11	23.698	32.314	17.528	263.3	1:13.540	11:26
12	23.516	32.109	17.414	265.9	1:13.039	11:27
13	24.296	35.566	18.366	263.3	1:18.228	11:28

NED - NETHERLANDS

Lap	Sector 1	Sector 2	Sector 3	Top Spd	Lap Time	D. Time
1	5:25.514	33.256	18.076	260.8	6:16.846	10:56
2	23.581	32.101	17.693	262.7	1:13.375	10:57
3	23.398	31.836	17.570	263.9	1:12.804	10:58
4	23.435	34.251	...	266.5	12:52.332P	11:11
5	36.069	32.875	17.408	265.2	1:26.352	11:13

NZL - NEW ZEALAND

Lap	Sector 1	Sector 2	Sector 3	Top Spd	Lap Time	D. Time
1	1:41.361	35.360	18.590	259.0	2:35.311	10:52
2	24.551	33.302	17.980	259.6	1:15.833	10:53
3	23.905	32.716	17.840	260.8	1:14.461	10:55
4	23.808	32.864	17.708	262.7	1:14.380	10:56
5	23.798	32.490	17.606	260.8	1:13.894	10:57
6	24.416	32.764	17.665	261.4	1:14.845	10:58



BRANDS HATCH

A1GP WORLD CUP OF MOTORSPORT

Official Practice 3

Analysis



P Crossing the finish line in pit lane

7	25.983	32.719	8:46.348	263.3	9:45.050P	11:08
8	31.206	32.880	17.753	258.4	1:21.839	11:09
9	23.717	34.940	17.882	261.4	1:16.539	11:11
10	23.772	32.450	17.517	262.7	1:13.739	11:12
11	25.265	32.659	17.937	262.1	1:15.861	11:13
12	27.561	38.213	...	211.2	17:29.079P	11:31
13	33.206	36.213	19.242	262.7	1:28.661	11:32
14	23.844	32.602	17.652	263.3	1:14.098	11:33
15	23.847	35.603	...	260.8	11:24.037P	11:45
16	33.371	35.667	17.855	251.3	1:26.893	11:46
17	24.231	32.786	17.542	267.8	1:14.559	11:47

19	24.626	32.910	17.855	263.9	1:15.391	11:34
20	24.629	35.034	...	263.9	11:18.137P	11:45
21	30.193	35.703	18.174	263.9	1:24.070	11:46
22	24.264	33.310	20.663	265.9	1:18.237	11:48

SUI - SWITZERLAND

Lap	Sector 1	Sector 2	Sector 3	Top Spd	Lap Time	D. Time
1	3:51.969	36.269	20.269	224.5	4:48.507	10:54
2	24.231	38.674	2:50.948	211.2	3:53.853P	10:58
3	31.214	32.758	17.800	262.7	1:21.772	11:00
4	23.852	32.531	17.703	263.9	1:14.086	11:01
5	23.763	32.125	17.583	263.3	1:13.471	11:02
6	23.917	32.269	7:54.925	264.6	8:51.111P	11:11
7	29.200	32.522	17.649	261.4	1:19.371	11:12
8	23.864	32.526	17.622	262.1	1:14.012	11:13
9	25.384	34.274	17.888	263.3	1:17.546	11:15
10	24.551	31.988	18.216	262.1	1:14.755	11:16
11	25.499	32.343	17.588	263.3	1:15.430	11:17
12	24.217	33.765	17.986	263.3	1:15.968	11:18
13	23.805	32.164	17.714	263.9	1:13.683	11:20
14	23.976	32.032	17.514	263.9	1:13.522	11:21
15	24.411	32.477	7:18.356	263.9	8:15.244P	11:29
16	32.052	34.760	20.222	242.9	1:27.034	11:31
17	24.050	33.901	17.935	267.8	1:15.886	11:32
18	23.727	31.908	17.556	267.8	1:13.191	11:33
19	23.928	32.329	...	263.3	11:28.757P	11:45
20	29.481	36.286	20.680	263.3	1:26.447	11:46
21	24.056	32.379	17.731	263.9	1:14.166	11:47

POR - PORTUGAL

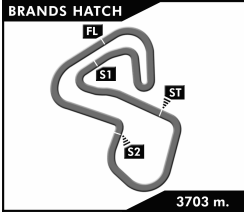
Lap	Sector 1	Sector 2	Sector 3	Top Spd	Lap Time	D. Time
1	2:36.018	34.507	18.517	265.2	3:29.042	10:53
2	24.529	33.219	17.936	267.2	1:15.684	10:54
3	23.877	32.655	17.629	267.2	1:14.161	10:55
4	23.916	34.311	7:12.781	267.8	8:11.008P	11:04
5	30.685	33.639	17.808	264.6	1:22.132	11:05
6	23.779	32.226	17.515	265.9	1:13.520	11:06
7	25.255	32.861	17.804	265.2	1:15.920	11:08
8	33.103	11:25.700P	11:19
9	32.176	37.645	19.024	190.3	1:28.845	11:20
10	23.859	32.429	17.545	267.2	1:13.833	11:22
11	23.770	32.219	17.445	266.5	1:13.434	11:23
12	26.224	33.502	8:41.486	265.2	9:41.212P	11:33
13	32.961	33.337	19.227	265.2	1:25.525	11:34
14	25.132	35.478	...	266.5	11:16.623P	11:45
15	29.694	33.147	17.646	265.9	1:20.487	11:47
16	23.730	32.032	17.732	271.1	1:13.494	11:48

USA - USA

Lap	Sector 1	Sector 2	Sector 3	Top Spd	Lap Time	D. Time
1	1:34.940	38.291	1:15.290	214.0	3:28.521P	10:53
2	29.112	34.375	18.406	261.4	1:21.893	10:54
3	24.028	32.874	17.640	264.6	1:14.542	10:56
4	24.095	33.554	18.034	263.9	1:15.683	10:57
5	24.127	32.628	6:39.728	263.9	7:36.483P	11:04
6	28.871	32.908	17.659	260.2	1:19.438	11:06
7	24.084	32.383	17.492	263.3	1:13.959	11:07
8	24.980	32.208	17.424	263.9	1:14.612	11:08
9	23.926	32.170	17.801	263.9	1:13.897	11:09
10	23.928	32.334	5:59.662	263.9	6:55.924P	11:16
11	29.565	32.709	17.517	260.2	1:19.791	11:18
12	23.973	31.847	17.321	267.8	1:13.141	11:19
13	23.552	31.944	17.419	267.8	1:12.915	11:20
14	23.916	32.161	17.508	263.9	1:13.585	11:21
15	24.078	32.315	6:35.666	265.9	7:32.059P	11:29
16	28.729	32.464	17.663	262.7	1:18.856	11:30
17	23.818	32.198	17.500	264.6	1:13.516	11:31
18	23.742	32.193	17.432	263.3	1:13.367	11:33
19	24.049	32.365	...	262.7	12:32.620P	11:45
20	37.229	32.829	39.198	259.6	1:49.256P	11:47

RSA - SOUTH AFRICA

Lap	Sector 1	Sector 2	Sector 3	Top Spd	Lap Time	D. Time
1	44.092	35.528	18.695	261.4	1:38.315	10:51
2	24.678	33.747	18.068	264.6	1:16.493	10:52
3	24.528	33.445	17.963	264.6	1:15.936	10:54
4	24.163	33.037	17.816	265.9	1:15.016	10:55
5	24.162	34.644	20.197	267.2	1:19.003	10:56
6	24.471	33.129	17.937	263.3	1:15.537	10:58
7	25.552	35.683	6:41.671	225.5	7:42.906P	11:05
8	29.087	33.688	17.915	261.4	1:20.690	11:07
9	24.580	32.827	17.712	263.3	1:15.119	11:08
10	24.250	33.065	17.790	263.3	1:15.105	11:09
11	25.305	33.943	8:11.963	263.3	9:11.211P	11:18
12	29.604	33.271	17.769	253.6	1:20.644	11:20
13	24.424	32.480	17.620	269.8	1:14.524	11:21
14	24.202	32.790	17.816	270.4	1:14.808	11:22
15	24.289	33.217	17.933	264.6	1:15.439	11:23
16	25.719	34.280	4:44.520	263.3	5:44.519P	11:29
17	1:01.599	35.036	18.298	263.3	1:54.933	11:31
18	24.273	34.218	20.729	265.9	1:19.220	11:32



BRANDS HATCH

A1GP WORLD CUP OF MOTORSPORT

Official Practice 3

Analysis



P Crossing the finish line in pit lane

21 33.028 32.505 43.410 263.3 1:48.943**P** 11:49